



Gonneville Ni-Cu-PGE Project Scoping Study – a new world-class *green metals* project in Western Australia

Corporate Presentation

29 AUGUST 2023

ASX:CHN



Cautionary statements and competent person(s) disclosure



Authorisation

This Presentation has been authorised for release by the Board.

Disclaimer

This Presentation does not provide investment or financial product advice and does not include all available information on Chalice Mining Limited ("Chalice" or "the Company") and should not be used in isolation as a guide to investing in the Company. This Presentation is not a prospectus, disclosure document or other offering document under Australian law or under any other law. It is provided for information purposes and is not an invitation nor offer of shares or recommendation for subscription, purchase or sale in any jurisdiction. This Presentation does not purport to contain all the information that a prospective investor may require in connection with any potential investment in the Company. Any potential investor should also refer to Chalice Mining Limited's Annual Reports, ASX releases, and take independent professional advice before considering investing in the Company. For further information about Chalice Mining Limited, visit our website at chalicemining.com

Whilst care has been exercised in preparing and presenting this Presentation, to the maximum extent permitted by law, the Company and its representatives:

- Make no representation, warranty or undertaking, express or implied, as to the adequacy, accuracy, completeness or reasonableness of this Presentation;
- Accept no responsibility or liability as to the adequacy, accuracy, completeness or reasonableness of this Presentation or obligation to update the information in this Presentation; and
- Accept no responsibility for any errors or omissions from this Presentation.

Cautionary statement

This Presentation includes information extracted from the Company's ASX announcement dated 29 August 2023, titled "Gonneville Nickel-Copper-PGE Project Scoping Study".

For the production targets and forecast financial information for the 15Mtpa Case scenario (modelled LOM - 19 years), Inferred Resources comprise 14% of the production schedule over the modelled Life of Mine (LOM). For the 30Mtpa Case scenario (modelled LOM - 18 years), Inferred Resources comprise 37% of the production schedule over the modelled Life of Mine (LOM). Significantly, in both the 15Mtpa Case and 30Mtpa Case scenarios, the Inferred Mineral Resources do not play a prominent role in the initial mine plan. Throughout the first 15 years of production, the Inferred Mineral Resources constitute less than ~20% in both production schedules. Accordingly, Chalice has concluded that it is satisfied that the financial viability of both development cases modelled in the Scoping Study is not dependent on the inclusion of Inferred Resources early in the production schedule given an estimated payback period (from commencement of production) of ~2 years for the 15Mtpa Case and the 30Mtpa Case.

There is a low level of geological confidence associated with Inferred Mineral Resources and there is no certainty that further exploration work will result in the determination of Indicated Mineral Resources or that the production targets themselves will be realised

Forward-Looking Statement

This Presentation contains forward-looking statements which are identified by words such as 'may', 'could', 'believes', 'estimates', 'targets', 'expects', or 'intends' and other similar words that involve risks and uncertainties. These statements are based on an assessment of present economic and operating conditions, and on a number of assumptions regarding future events and actions that, as at the date of this Presentation, are considered reasonable. Such forward-looking statements are not a guarantee of future performance and involve known and unknown risks, uncertainties, assumptions and other important factors, many of which are beyond the control of the Company, the Directors and the management. The Directors cannot and do not give any assurance that the results, performance or achievements expressed or implied by the forward-looking statements contained in this Presentation will actually occur and investors are cautioned not to place undue reliance on these forward-looking statements. The Directors have no intention to update or revise forward-looking statements, or to publish prospective financial information in the future, regardless of whether new information, future events or any other factors affect the information contained in this Presentation, except where required by law or the ASX listing rules.

Reliance on Third Party Information

The views expressed in this Presentation contain information that has been derived from third party sources that have not been independently verified. No representation or warranty is made as to the accuracy, completeness or reliability of the information.

Mineral Resources Reporting Requirements

As an Australian Company with securities quoted on the Australian Securities Exchange (ASX), Chalice is subject to Australian disclosure requirements and standards, including the requirements of the Corporations Act 2001 and the ASX. Investors should note that it is a requirement of the ASX listing rules that the reporting of mineral resources in Australia is in accordance with the JORC Code and that Chalice's mineral resource estimates comply with the JORC Code. The requirements of JORC Code differ in certain material respects from the disclosure requirements of other countries. The terms used in this announcement are as defined in the JORC Code. The definitions of these terms may differ from the definitions of such terms for purposes of the disclosure requirements in other countries.

Competent Persons Statement

The information in this Presentation that relates to previously reported exploration results is extracted from the following ASX announcements:

- "High-grade nickel-copper-palladium sulphide intersected at Julimar Project in WA", 23 March 2020
- "Significant High-Grade PGE-Cu-Au Extensions at Julimar", 18 November 2020
- "Major northern extension of Gonneville Intrusion confirmed", 19 October 2022
- "Outstanding wide high-grade intersections north of Gonneville", 23 November 2022
- "Promising new sulphide mineralisation at the Hooley Prospect", 8 December 2022
- "Gonneville Resource increases by approx. 50% to 3Mt NiEq", 28 March 2023
- "Further early-stage exploration success north of Gonneville", 3 May 2023
- "New wide high-grade zones in ~900m step-out drill hole", 31 July 2023
- "Gonneville Nickel-Copper-PGE Project Scoping Study", 29 August 2023

The information in this Presentation that relates to Mineral Resources has been extracted from the ASX announcement titled:

- "Gonneville Resource increases by approx. 50% to 3Mt NiEq", 28 March 2023

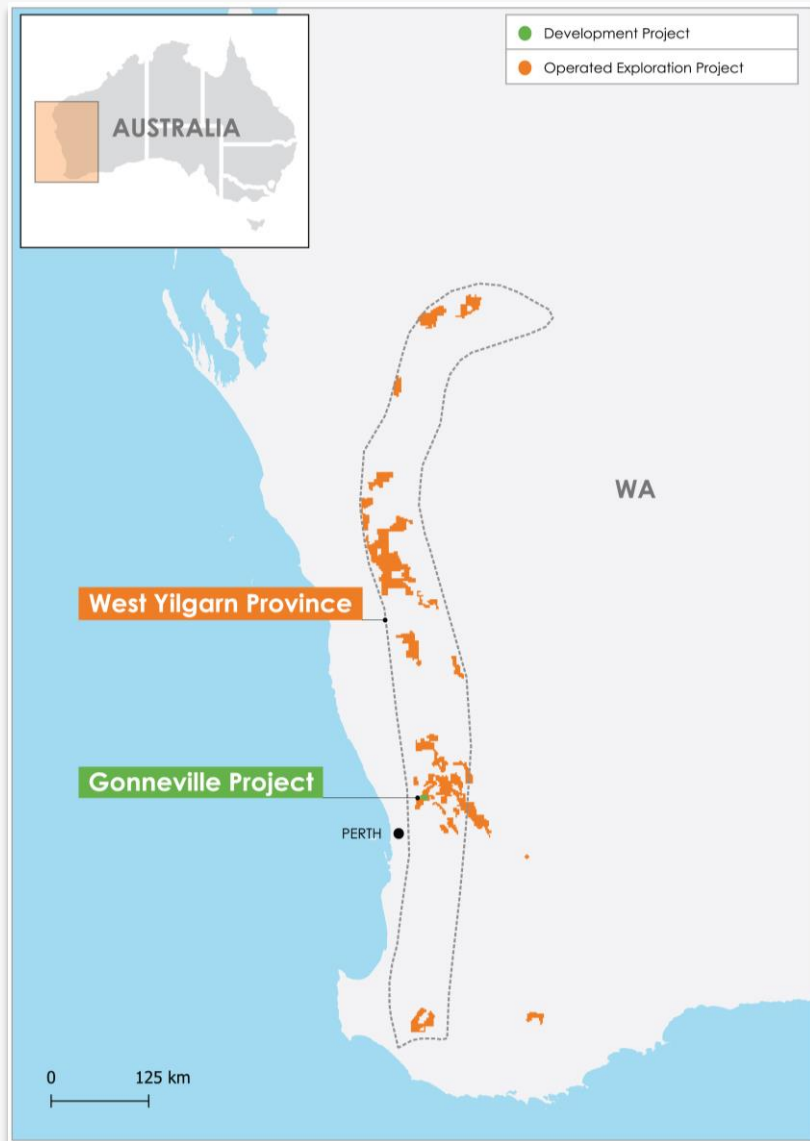
The above announcements are available to view on the Company's website at chalicemining.com

The Company confirms that it is not aware of any new information or data that materially affects the information included in the original market announcements and, in the case of Mineral Resources, that all material assumptions and technical parameters underpinning the estimates in the original release continue to apply and have not materially changed. The Company confirms that the form and context in which the Competent Person's findings are presented have not been materially modified from the relevant original market announcements. Refer to the attached Appendices for further information on the Mineral Resource Estimate and metal equivalents.

The production targets and forecast financial information disclosed in this Presentation is extracted from the Company's ASX announcement "Gonneville Nickel-Copper-PGE Project Scoping Study", dated 29 August 2023.

All material assumptions underpinning the production targets and forecast financial information derived from the production targets in the previous announcement continue to apply and have not materially changed.

Chalice is a leading **ASX200 green metals explorer-developer** with a track record of creating shareholder value



Our purpose – to find the metals needed to decarbonise the world (the green metals)

Our aspiration – to create a world class, multi-district green metals province in the West Yilgarn

Who we are



Globally recognised name in mineral exploration following the Gonneville discovery in 2020



Team with a track record of **finding mines** and **rewarding shareholders**



High-performance, results driven and values based company culture

Our portfolio



Gonneville Ni-Cu-PGE Project – Chalice is advancing a new world class green metals resource in Western Australia towards development



West Yilgarn Ni-Cu-PGE Province – Chalice is the first mover in one of the most exciting new nickel sulphide provinces worldwide

Gonneville Ni-Cu-PGE Project Overview

Scoping Study outlines a new long-life, low-cost, low-carbon *green metals* project in Western Australia



Strategic and rare green metals¹ project in a western jurisdiction – strong potential for a *western and green premium*



Scoped to have world-class sustainability metrics – low carbon intensity, **~A\$18 billion** contribution to WA economy and substantial regional benefits



Executable, tier-1 scale development project in WA – two open-pit cases to reflect development optionality:

Case	3E (Pd+Pt+Au) kozpa	Ni ktpa	Cu ktpa	Co ktpa	Modelled life yrs
15Mtpa	280	9	10	0.8	19
30Mtpa	470	16	16	1.4	18

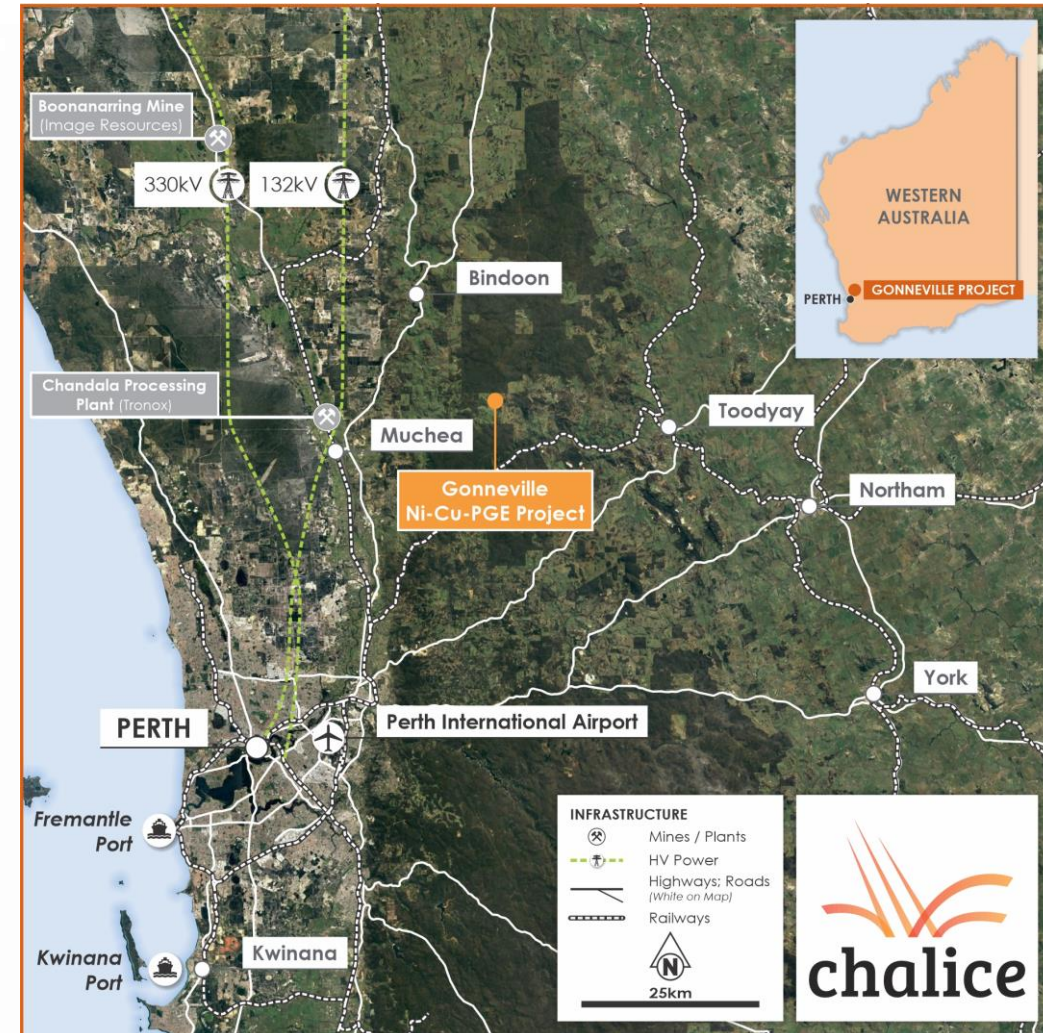


Compelling returns on investment and competitive cost profile

- ~US\$160-230/oz 3E cash costs (after Ni-Cu-Co by-product credits) – 2nd quartile
- ~A\$6.6-9.9 billion total free cash after-tax generated with ~2yr payback



Strong upside and inherent development optionality – no underground mining options included as yet, plus the resource, optimal flowsheet and pathways to market continuing to be defined



1. Nickel, copper, cobalt, palladium and platinum are considered green metals, as they are essential for the production of decarbonisation technologies such as lithium-ion batteries, electric vehicles, hybrid vehicles, large-scale energy storage solutions, wind power, solar power and green hydrogen.

Gonneville has the potential to become a **long life asset with a tier-1 scale production profile and highly competitive financial metrics**



Scoping Study modelled outputs and metrics (15-30Mtpa cases)



Annual production (avg)

280-470kozpa 3E
9-16ktpa Ni
10-16ktpa Cu
0.8-1.4ktpa Co
over 19 / 18yrs



Strip ratio (avg)

1.8x



Pre-production CapEx

A\$1.6-2.3Bn



Cash costs (avg)

US\$160-230/oz 3E (2nd Q)



EBITDA (avg)

A\$670-1,100M



Free cashflow (post-tax)

A\$630-840Mpa (1st 4yrs)
A\$440-690Mpa (LOM avg)



Total free cash (post-tax)

A\$6.6-9.9Bn



NPV_{6.5%} (post-tax)

~A\$2.8-4.2Bn¹



IRR (post-tax)

~26% (both cases)



Payback period

~2 years (both cases)



VIR (NPV/Pre-Prod CapEx)

1.8 (both cases)

Note: ranges reflect 15 and 30Mtpa cases, rounded to 2 significant figures.¹ Indicative NPV ignores residual value beyond modelled life (~540-1,100kt NiEq contained in Resource unmodelled) or any exploration upside and hence is not considered to reflect the full potential value of the asset

In production, Gonneville metals could become a **significant enabler** of key decarbonisation technologies



Gonneville's annual modelled metal production could enable the manufacturing of



or



or



~330,000

Battery electric vehicles (BEVs) annually¹

~1.8 million

Plug-in Hybrid Vehicles (PHEVs) annually^{2,3}

~900,000

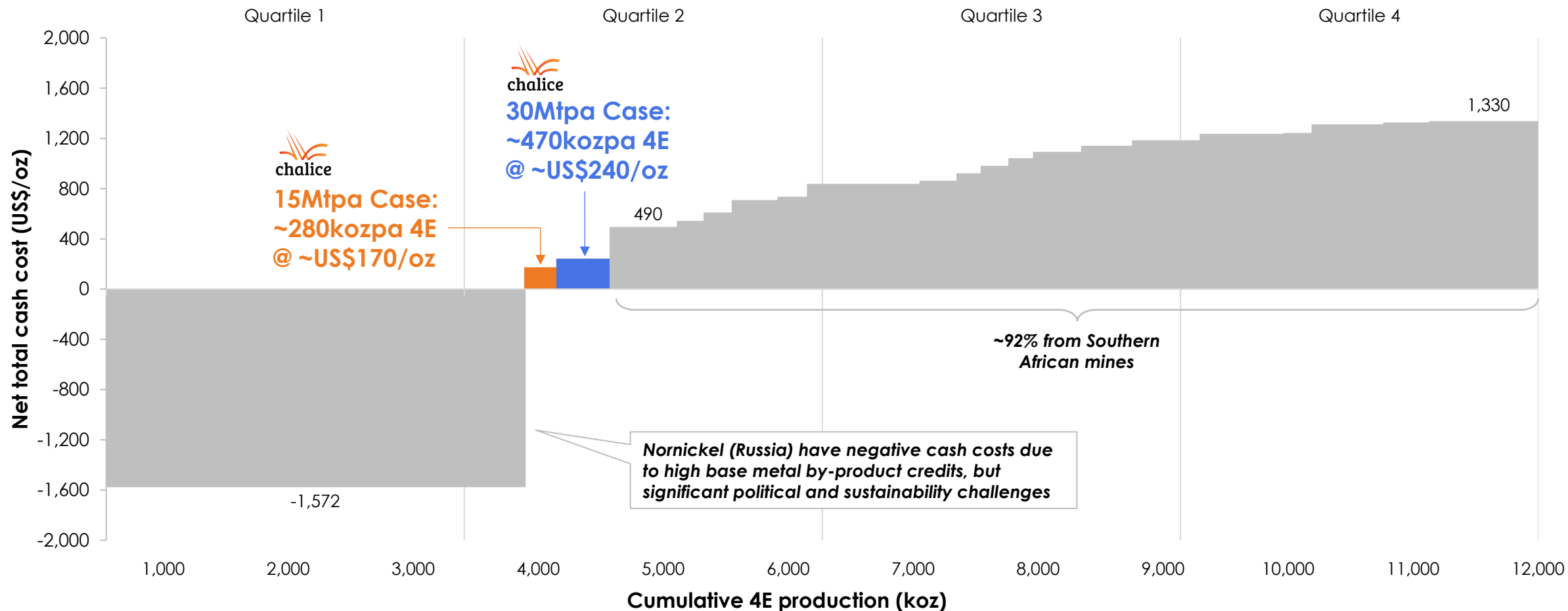
Fuel Cell Electric Vehicles (FCEVs) annually⁴

Note: Calculations assume average annual metal production according to the 30Mtpa case and that the entirety will be used to supply production of the respective vehicle. 1. Based on 45kg average nickel content in battery electric vehicles; Source: 'Nickel and the EV battery material revolution' London Metal Exchange 2021 2. Based on 7g of PGEs required per vehicle; Source: CGAA. 3. Of the 1.8m PHEVs, annually 515,000 vehicles can also be supplied with the average required nickel content of 29kg. Source: 'Batteries vs oil: a systematic comparison of material requirements', European Federation for Transport and Environment 2021 4. Based on an average of 14g of PGEs required in a FCEVs; Source: 'Fueling the Future of Mobility', Deloitte & Ballard 2020

Both Gonneville cases are modelled in the **2nd quartile of the PGE industry cost curve** (after base metal by-product credits)




PGE Industry Cost Curve – Net total cash costs per 4E oz (after by-product credits), CY2022, US\$/oz²



Source: 2022 SFA (Oxford) Ltd collated costs and revenues used for 4E cost curve data. Note: 1. 4E cost curve positioning assumes average 2022 by-product commodity prices of: Copper US\$10,105/t, Nickel US\$25,000/t, Iridium US\$4,400/oz, Ruthenium US\$50/oz, Chrome 42% CIF US\$300/t. AME forecast Cobalt price of US\$46,407/t has been assumed given not disclosed in SFA data. Above cash costs will differ to that presented elsewhere given the difference in commodity prices assumed for by-products calculation.

Chalice's Gonneville Scoping Study team has been supported by **top-tier consultants and leading independent experts**





1. A strategic and rare *green metals* project in a western jurisdiction

Gonneville is positioned to become a **strategic asset** for Australia and the western world, given its rare palladium-nickel-cobalt content

Gonneville is the **first major PGE discovery in Australia** and one of the few recent large-scale magmatic Ni-Cu-PGE discoveries in the western world

Pd, Pt, Ni and Co are classified as **'critical minerals'** by most western governments; case is also growing for Cu

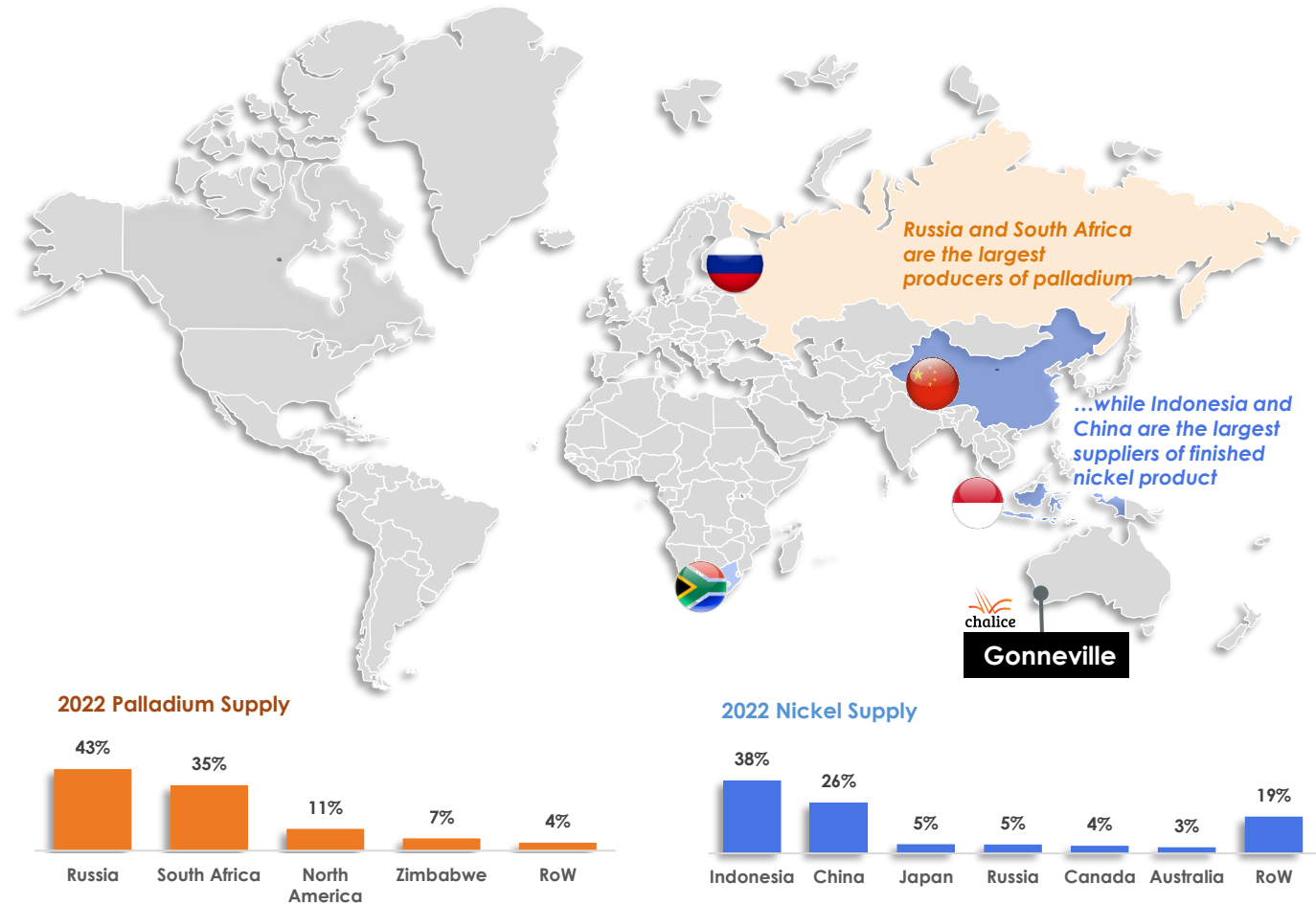
The western world is **extremely reliant on Russian Palladium supply** (~43% of global supply)

Gonneville is located in one of the **world's most stable and friendly mining jurisdictions** with a commitment to sustainable development

The Australian Government has committed >\$1 billion to **accelerate strategically significant projects** and **strengthen** internal critical mineral **security and supply chains**¹

Strategic partnering process for Gonneville underway², buoyed by the **US Inflation Reduction Act (IRA)**

Global **Palladium** and **Nickel** Primary Supply Market Share (2022)³

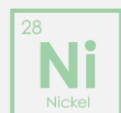
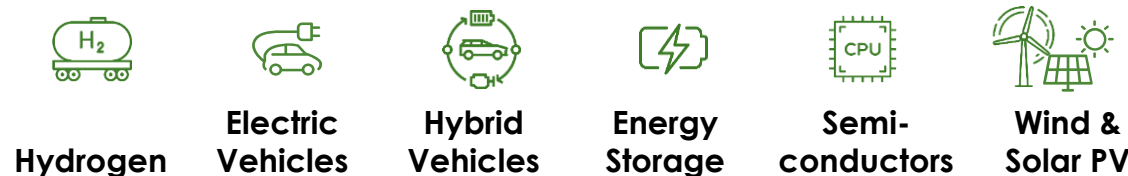


Source: 1. '2023-2030 Critical Minerals Strategy' Department of Industry, Science, Energy and Resources, Australian Government, June 2023

2. Discussions with potential partners are preliminary in nature, a formal partnering process is underway

3. AME as at 10 May 2023, Market research.

The need to **decarbonise the global economy** will underpin long-term demand for the green metals at Gonneville




Nickel and Cobalt

- Key industrial and electrification metals with unique chemical properties
- ~3Mt p.a. Ni market, supply dominated by carbon intensive, high environmental impact laterite sources, significant deficit forecast¹
- ~0.2Mt p.a. Co market, supply dominated by Democratic Republic of Congo with humanitarian challenges¹




Copper

- Key industrial and electrification metal with high conductivity
- ~26Mt p.a. market, with severe lack of recent large-scale discoveries resulting in a significant deficit forecast^{1,2}



Platinum and Palladium

- Extremely rare (precious) metals with highly versatile catalytic properties, used in emissions reduction technologies such as catalytic converters and in hydrogen electrolyzers and fuel cells
- ~10Moz p.a. Pd market in prolonged deficit, supply dominated by Russia³
- ~7Moz p.a. Pt market, supply dominated by South Africa³



Source: 1. IEA "The Role of Critical World Energy Outlook Special Report Minerals in Clean Energy Transitions" March 2022;

2. S&P Global, CBS Reports, Jan 2023;

3. Johnson Matthey, 'PGM market report', May 2023

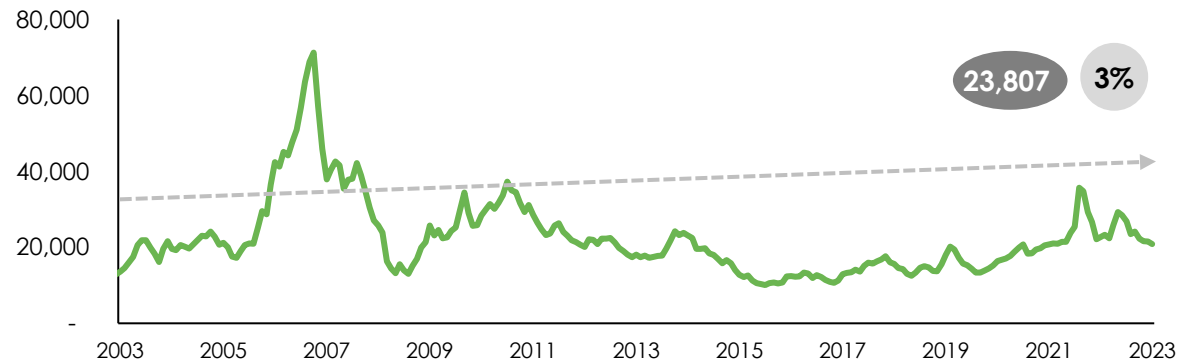
Over the last 20 years, well before decarbonisation demand levers have emerged, **nickel, copper and palladium have escalated in real terms**



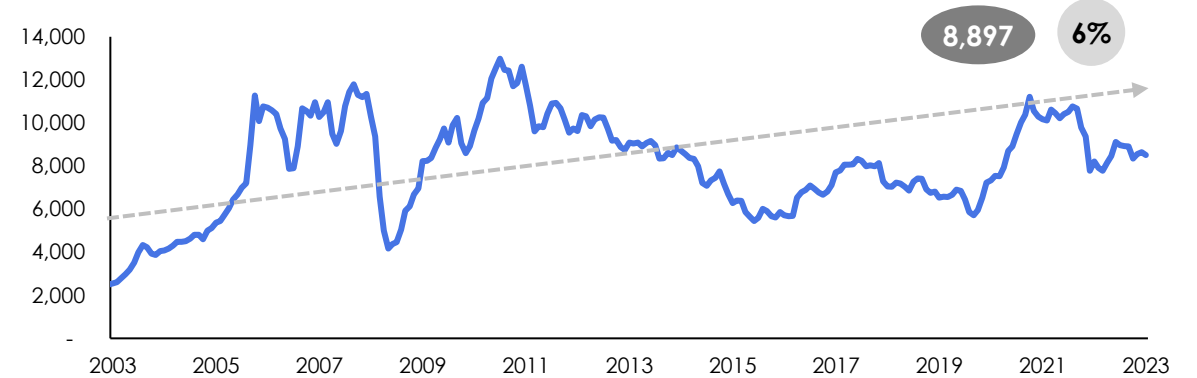
Nickel, copper and palladium prices have increased at an avg of 3-9% CAGR* in real terms over the last 20 years, reflecting the **scarcity of economic deposits, decreasing discovery rates and operational challenges in mining deeper**

\$X 2yr avg price X% CAGR

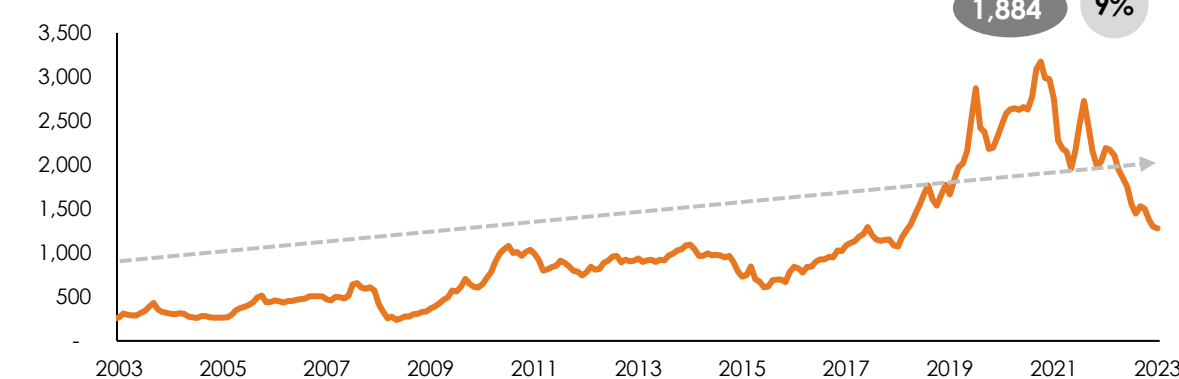
LME Nickel Price (US\$/t, real 2023 terms)¹



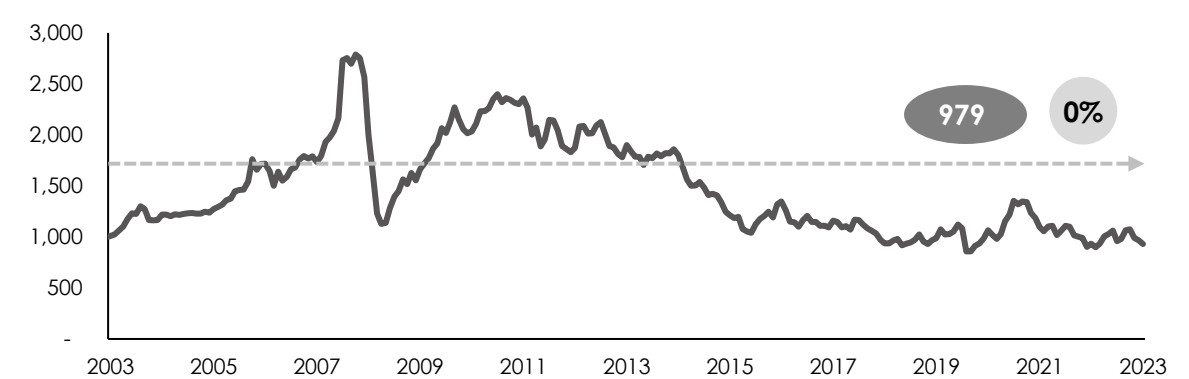
LME Copper Price (US\$/t, real 2023 terms)¹



LBMA Palladium Price (US\$/oz, real 2023 terms)¹



LBMA Platinum Price (US\$/oz, real 2023 terms)¹



*Compound Annual Growth Rate calculated in real terms from 2003 to 2023
Source: Bloomberg. Note: 1. Monthly average prices adjusted to 2023 real terms using US Core Inflation.

A photograph showing three individuals in a natural, wooded environment. One person on the left is wearing a high-visibility yellow safety vest and is kneeling, working with a wire mesh trap. Two other individuals, one in a dark jacket and another in a grey hoodie and cap, are leaning over to observe the trap. The ground is covered with dry leaves and rocks, and a large log lies in the background. The scene is lit with soft, natural light, suggesting late afternoon or early morning.

2. The Project is scoped to have world-class sustainability metrics

Chalice is committed to **strong environmental stewardship** and has a unique opportunity at Gonneville to demonstrate this



Strong environment stewardship

- The Gonneville Project is located on Chalice-owned farmland, which has been subject to extensive agricultural activities
- The Project Area does not extend into the Julimar State Forest, located to the north of Gonneville



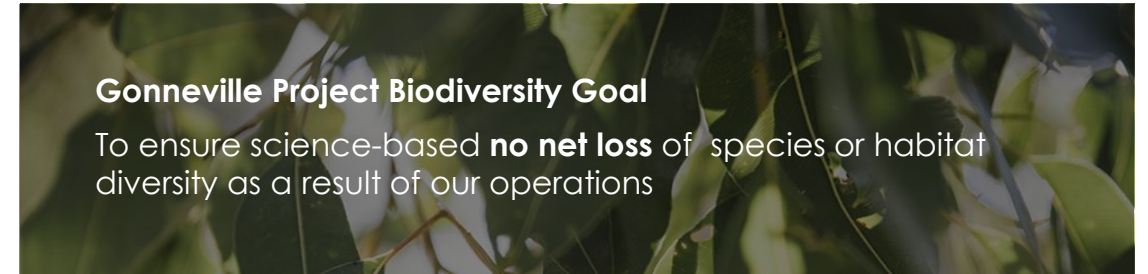
Greenhouse gas emissions and climate change

- Gonneville is positioned to be one of the lowest carbon sources of nickel for the lithium-ion battery industry
- A low carbon intensity production of MHP forecast (~10-12 tCO₂ Eq / tNiEq) compared to nickel laterite mines (~30-60 tCO₂ Eq / tNiEq) making a strong case for a *green premium* on Gonneville products



Leading environmental management

- Comprehensive baseline environmental surveys across 6,000ha; covering flora, fauna, dieback
- Baseline water studies underway; Chalice recognises water is a shared resource
- Low impact exploration methods used and no mechanised clearing in vegetated areas



Gonneville Project Biodiversity Goal

To ensure science-based **no net loss** of species or habitat diversity as a result of our operations

Delivering the Biodiversity Strategy and offsets

On-the-ground restoration work has begun to support fauna habitats and connect remnant areas of vegetation regionally



Connectivity

Establish ecological corridors



Restoration

Implement restoration initiatives that address habitat fragmentation



Regeneration

Improve carbon sequestration

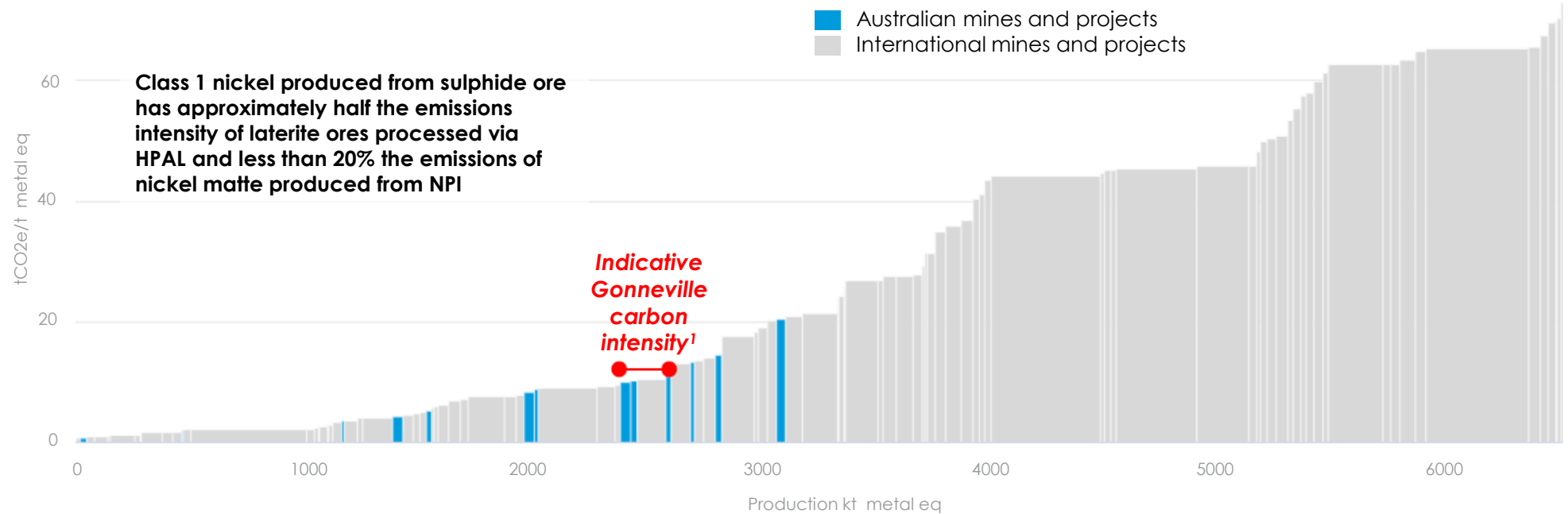


Gonneville is positioned to be one of the **lowest carbon intensity nickel projects globally**, due to its location, scale and sulphide mineralogy



- Gonneville MHP carbon intensity estimated to be **10-12 tCO₂Eq / tNiEq**
- WA Govt is targeting the retirement of state-owned coal power stations by 2030, contributing to a more than 50% reduction in the emissions intensity of the SWIS by 2030 compared to 2022
- New, modern mine design to be investigated in PFS including low-emissions mining fleet and tailings carbon capture

2030 forecast Scope 1 & 2 site emissions (tCO₂Eq / tNiEq), cumulative NiEq production (x-axis, kt)



2030 Nickel carbon intensity curve by CRU Nickel Emissions Analysis Tool (as forecasted in 2023).

2030 Gonneville carbon intensity indication by Perspektiv (as forecasted in 2023).

¹Does not indicate Gonneville's expected nickel production.

Gonneville's scope 1 & 2 emission categories

Mining



Beneficiation



Conc. Enrichment



Transport



Refinement



The Gonneville Project has the potential to deliver **significant benefits for the local community and wider region**



Chalice has **engaged early, actively and transparently** to build respectful and collaborative relationships with stakeholders



Chalice is committed to achieving **lasting social and economic benefits** for the communities in which we operate




Gonneville could deliver significant **jobs, skills and economic diversification** to the Wheatbelt region of WA



Distribution of information to our host communities – Regular Community Newsletter, local advertising, information sheets and meetings



Chalice and our service providers have contributed ~**\$8.2 million** to the local communities surrounding Gonneville since the discovery (FY21-23)



Major, long-term economic contribution to WA – ~\$18 billion forecast contribution to gross state product, including royalties and direct economic contributions to the region



Dedicated Chalice Office – A community hub for questions and information and an opportunity to engage direct with our team



Establishment of Chalice Mining Community Fund – agreement signed with Shire of Toodyay in August 2023 to deliver significant long-term benefits



Potential to create hundreds of new jobs for the Wheatbelt and outer Perth region – **1,200 jobs during peak construction and 500 jobs in operations forecast** (15Mtpa case)



Prioritised local employment with up to **~22%** of our workforce locally based since the Gonneville discovery



Local Voices Community Survey, a series of independent surveys to understand the priorities of the community. Results from the first survey received, providing an important input for future decision making and engagement



Attractive semi-rural setting lifestyle or Drive-in-Drive-Out commute, with increased real wages contributing directly to the regional economy

Chalice is building **collaborative relationships of mutual benefit** with Whadjuk and Yued Traditional Owners



Actively engaging and working together to protect cultural heritage and environmental values



Our Commitment to Whadjuk and Yued Traditional Owners

Traditional Owners have unique rights and interests to those of other stakeholders. Chalice recognises their rights and respects their obligation to maintain culture, tradition and customs



Collaboration with Yued and Whadjuk

Whadjuk and Yued have started a program of cultural heritage surveys and monitoring for the Gonnevillie Project. Over **70 Traditional Owners have participated in this work** since 2021



Heritage Agreements

Whadjuk, Yued and Chalice established heritage agreements in 2018 that set out how **we work together to protect and manage cultural heritage**



South-West Settlement Agreement

The **Whadjuk and Yued people are the Traditional Owners** of the lands of the Julimar region, which is subject to two Indigenous land use agreements with the State of Western Australia

A group of four people, three men and one woman, are standing outdoors in a field. They are all wearing dark blue uniforms with the 'chalice' logo. One man is holding a long, cylindrical object, possibly a sample, and they are all looking at it with interest. In the foreground, there are several grey trays containing various small items. The background shows a field with some trees and a blue structure.

3. An executable, tier-1 scale development project in WA

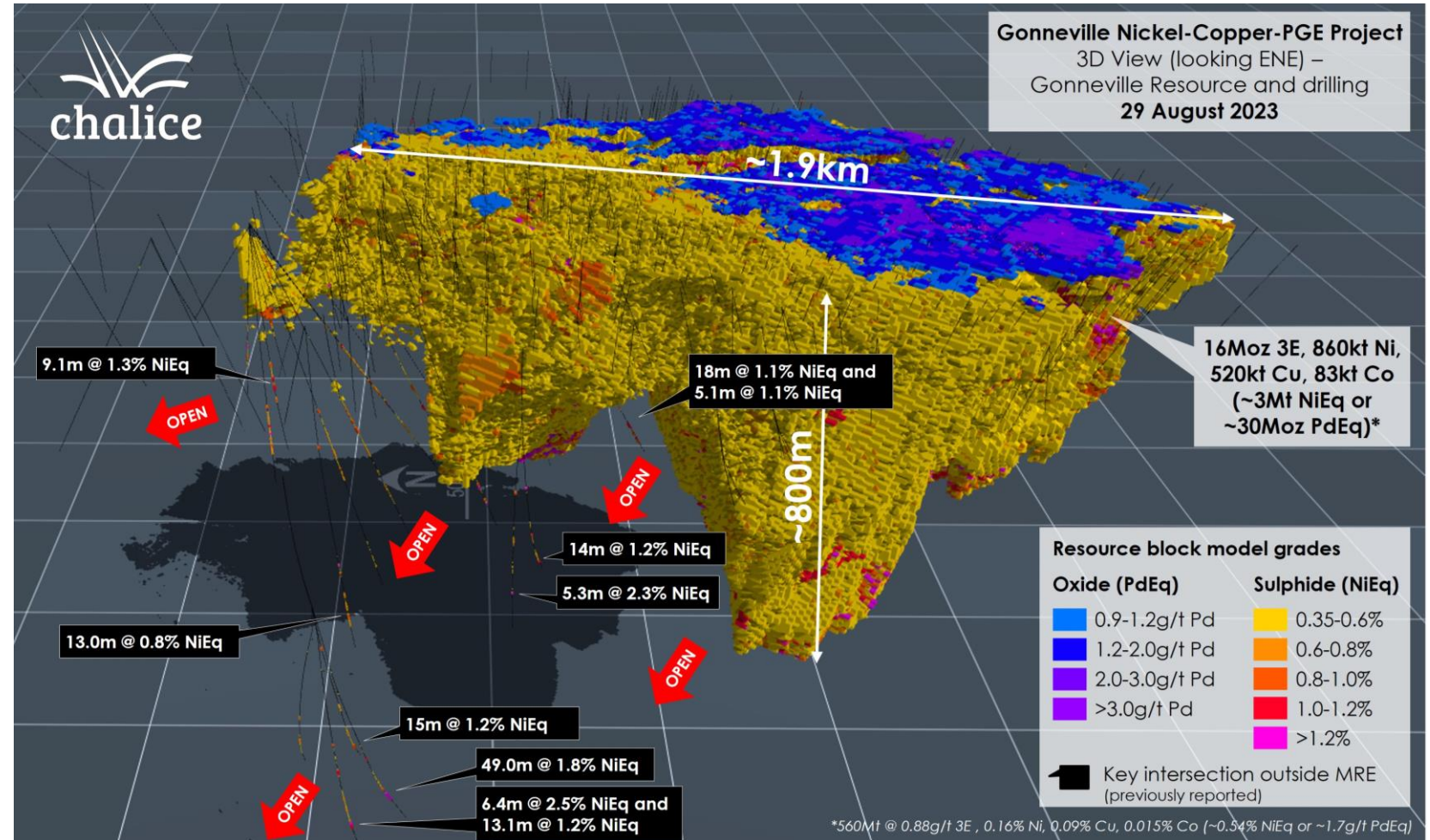
The rare, tier-1 scale Gonneville Resource has high-grade optionality and compelling growth potential



Mineral Resource Estimate¹:

- **560Mt @ 0.88g/t 3E, 0.16% Ni, 0.09% Cu, 0.015% Co (~0.54% NiEq or ~1.7g/t PdEq)**
- **16Moz 3E, 860kt Ni, 520kt Cu and 83kt Co (~3.0Mt NiEq or ~30Moz PdEq)** contained
- Located on **Chalice-owned farmland**
- Resource is defined to depth of ~800m, remains **open at depth**
- **Wide-spaced step-out drilling continuing**

3D view (looking ENE) of Gonneville Resource domains and pit shell



1. Refer to full Mineral Resource Statement in the Appendix

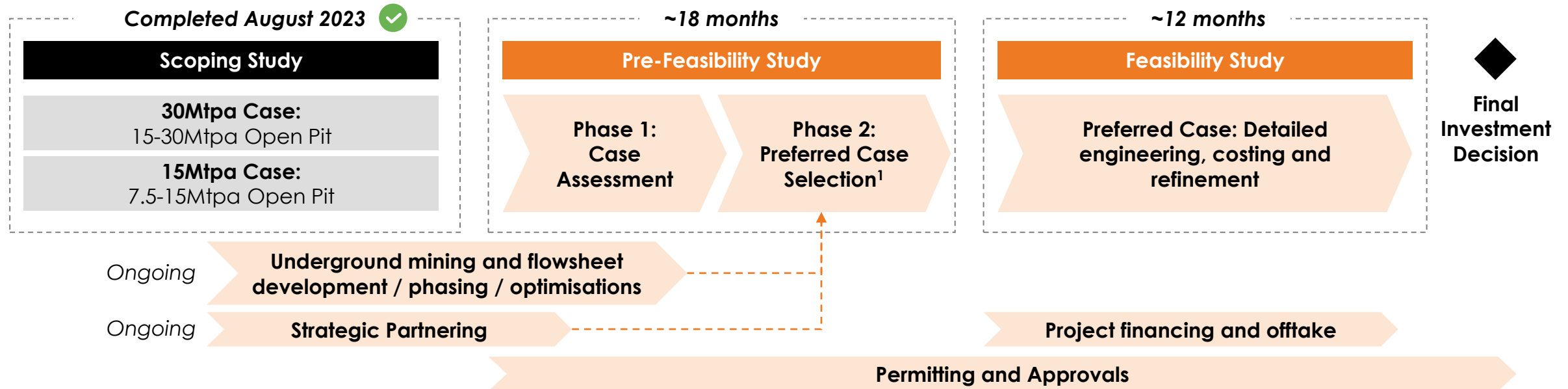
Given the **significant development optionality** of the Resource and price uncertainty, two open-pit development cases are scoped

Two open-pit development concepts will be progressed into the next study phase (the Pre-Feasibility Study):

- **15Mtpa Case:** Open-pit mining, with 2Mtpa oxide processing throughput for 4 years in parallel to a first stage sulphide development with 7.5Mtpa throughput for 6 years, followed by second stage sulphide expansion to 15Mtpa throughput for a further 13 years
- **30Mtpa Case:** Open-pit mining, with 2Mtpa oxide processing throughput for 4 years in parallel to a first stage sulphide development with 15Mtpa throughput for 6 years, followed by second stage sulphide expansion to 30Mtpa throughput for a further 12 years

In addition, given known high-grade mineralised zones well beyond the pit limits, Chalice is continuing step-out drilling and scoping level study work on **potential early underground mining options and flowsheet optimisations**

Study and development flowchart



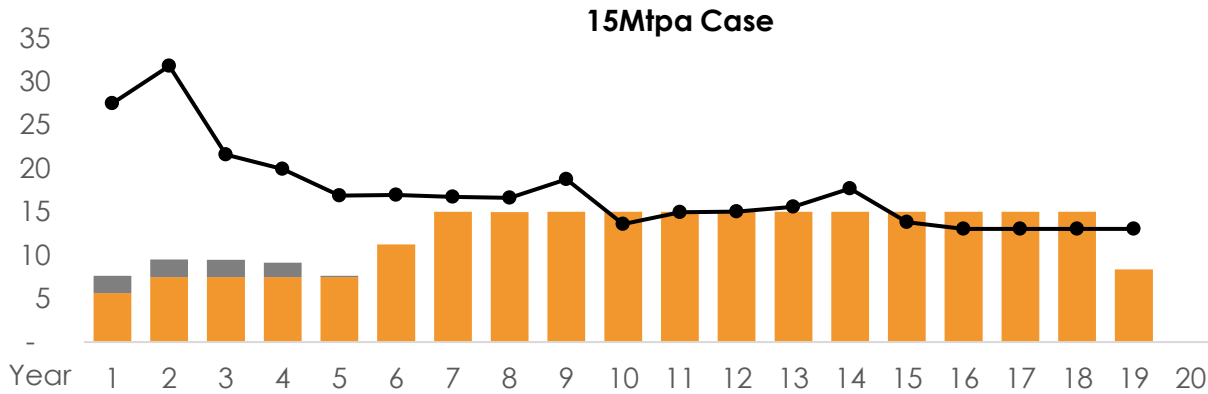
Note 1: Refinement and selection of preferred development case will be made at the end of the PFS

The preliminary open-pit mine plans for both cases have **low strip ratios** and have **optimisation potential** through phasing, stockpiling and blending



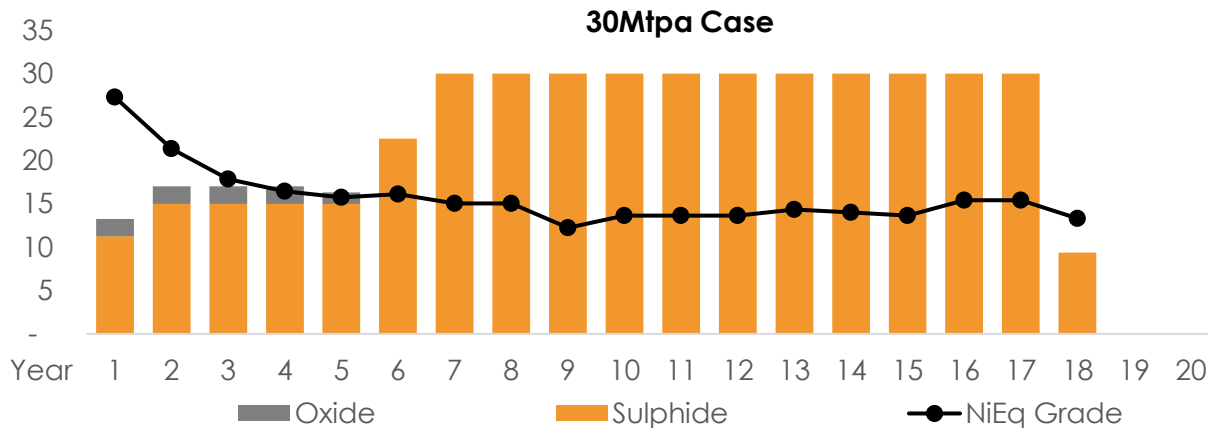
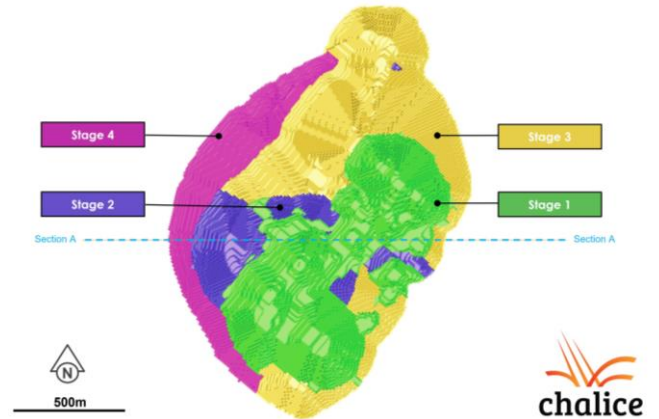
Plant Feed Schedules

Mass Processed (Mt, LHS), NiEq Head Grade (% , RHS)

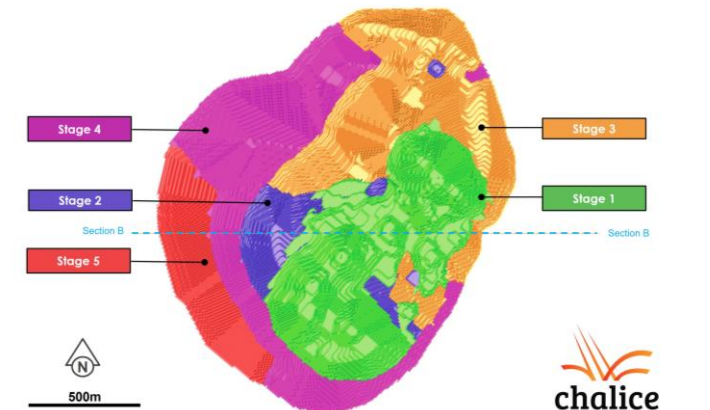


Total processed: **240Mt**
 Modelled life: **19 years**
 Strip ratio: **~1.8 avg**
 Max pit depth: **~460m**

Open pit stages

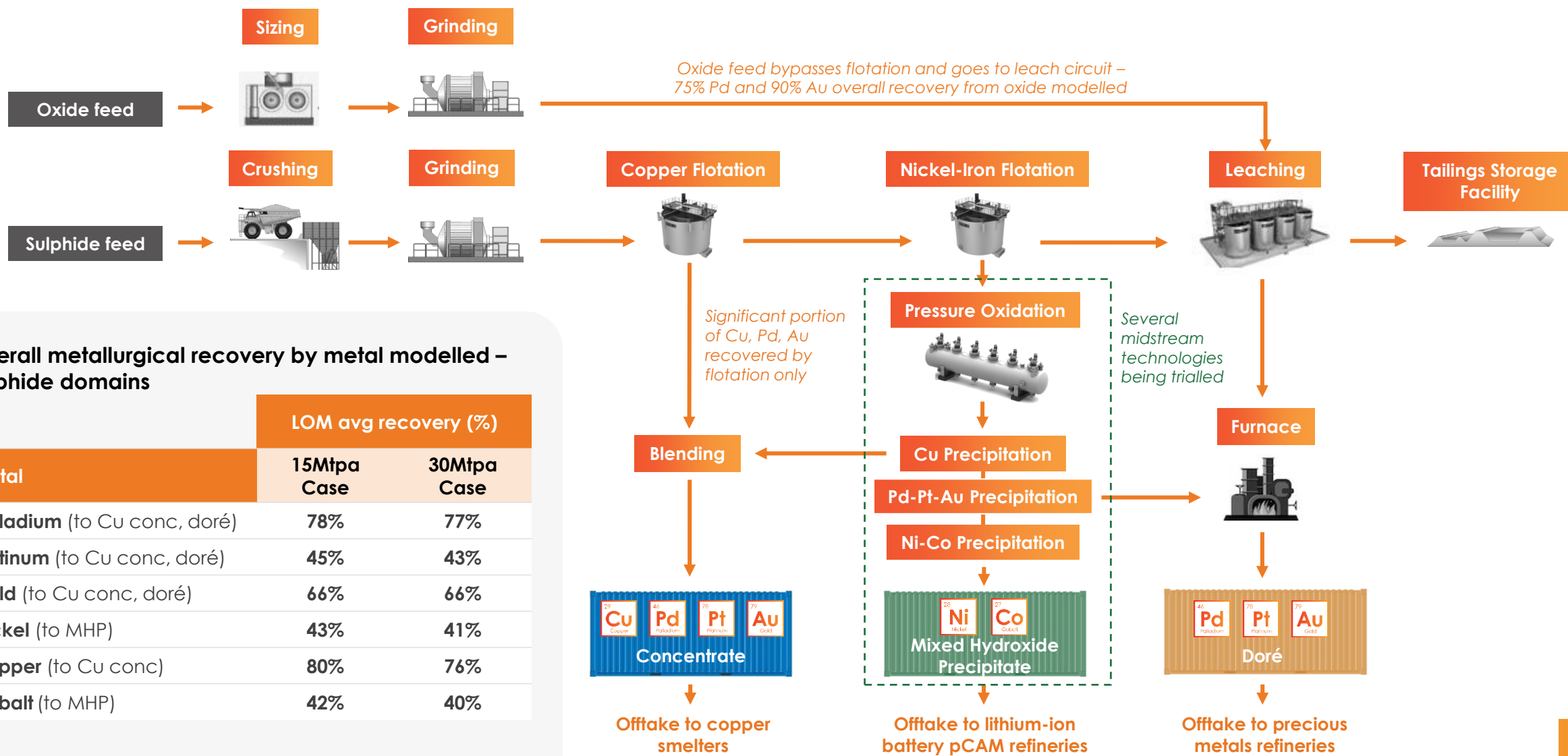


Total processed: **440Mt**
 Modelled life: **18 years**
 Strip ratio: **~1.8 avg**
 Max pit depth: **~600m**



Note: Metal equivalent calculations are based on Resource Estimate announcement dated 28 March 2023.

The processing flowsheet envisaged is targeting production of a Cu-PGE-Au concentrate, **a battery-grade Ni-Co MHP** and a PGE-Au doré



Overall metallurgical recovery by metal modelled – sulphide domains

Metal	LOM avg recovery (%)	
	15Mtpa Case	30Mtpa Case
Palladium (to Cu conc, doré)	78%	77%
Platinum (to Cu conc, doré)	45%	43%
Gold (to Cu conc, doré)	66%	66%
Nickel (to MHP)	43%	41%
Copper (to Cu conc)	80%	76%
Cobalt (to MHP)	42%	40%

Study models a **tier-1 production profile over 18-19 years**: ~280-470ktpa
 3E PGE, 9-16ktpa Ni, 10-16ktpa Cu and 0.8-1.4ktpa Co

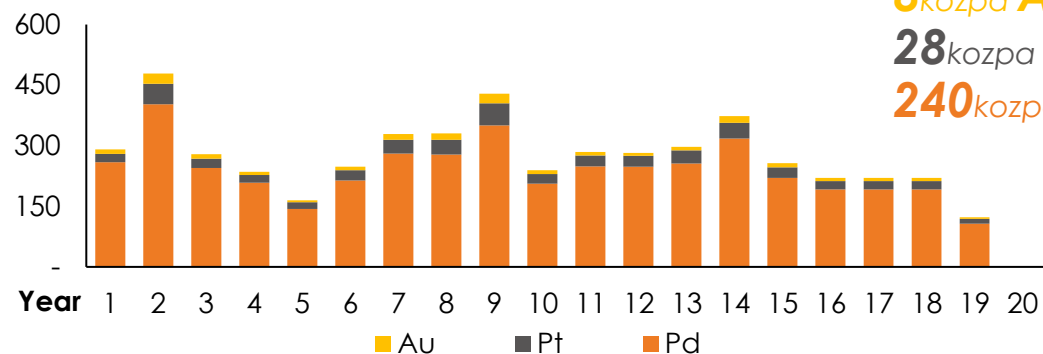


15Mtpa Case (unoptimised) – 3E total production

koz, 3E recovered

LOM average

8kozpa Au
28kozpa Pt
240kozpa Pd

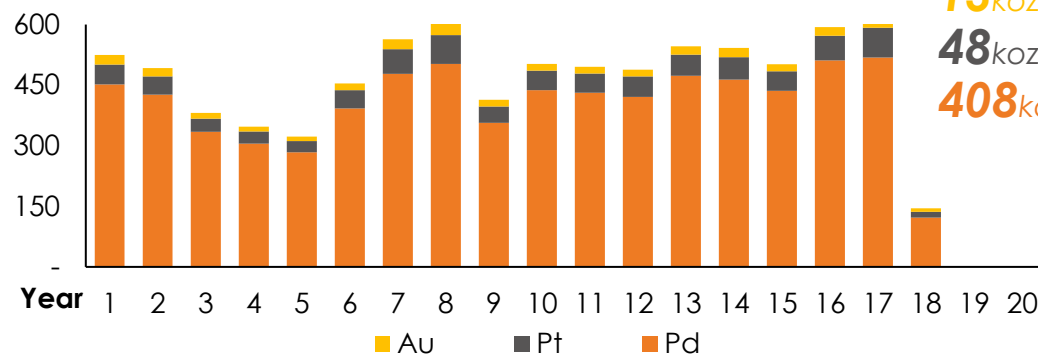


30Mtpa Case (unoptimised) – 3E total production

koz, 3E recovered

LOM average

13kozpa Au
48kozpa Pt
408kozpa Pd

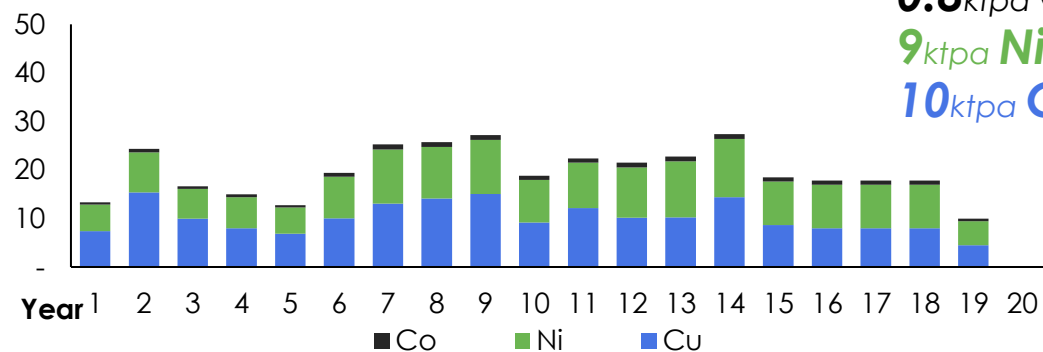


15Mtpa Case (unoptimised) – Base metals total production

kt, base metals recovered

LOM average

0.8ktpa Co
9ktpa Ni
10ktpa Cu

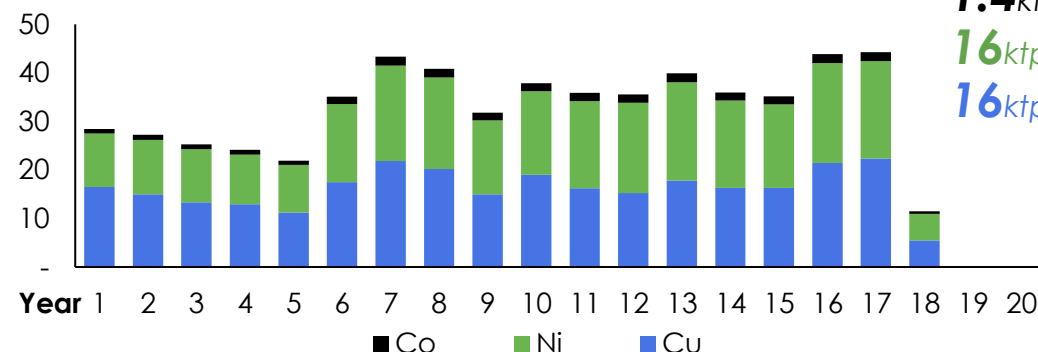


30Mtpa Case (unoptimised) – Base metals total production

kt, base metals recovered

LOM average

1.4ktpa Co
16ktpa Ni
16ktpa Cu



Note: LOM average production per commodity taken as the weighted average over the years of operations, excluding partial years.

Offtake terms are expected to be excellent given high-grade of products, low impurities and **IRA-compliant source**

Copper-PGE-Au Concentrate



- **High value concentrate** with negligible impurities ~21% Cu, 100-150g/t 3E
- **>6 international copper smelter customers**
- Excellent payabilities and low TC-RCs:




- TC: US\$80/t conc
- Cu: **96%** of LME – RC: US\$176/t
- Pd: **96%** of LME – RC: US\$25/oz
- Pt: **92%** of LME – RC: US\$25/oz
- Au: **97%** of LME – RC: US\$5/oz

Nickel-Cobalt Mixed Hydroxide Precipitate (MHP)



- High quality lithium-ion battery pre-cursor (PCAM) product –**45% Ni, ~4% Co**
- Very low Zn and Mn impurities
- **Direct pathway to lithium-ion value chain and low CO₂ footprint (no smelting)**
- Excellent payabilities expected due to high grade, scarcity and highly desirable **IRA-compliant product – 90% of LME (Ni and Co)**



PGE-Au doré



- Industry standard precious metals product
- Excellent payabilities and low TC-RCs:
 - Pd: **100%** of LME – RC: US\$25/oz
 - Pt: **100%** of LME – RC: US\$25/oz
 - Au: **100%** of LME – RC: US\$5/oz



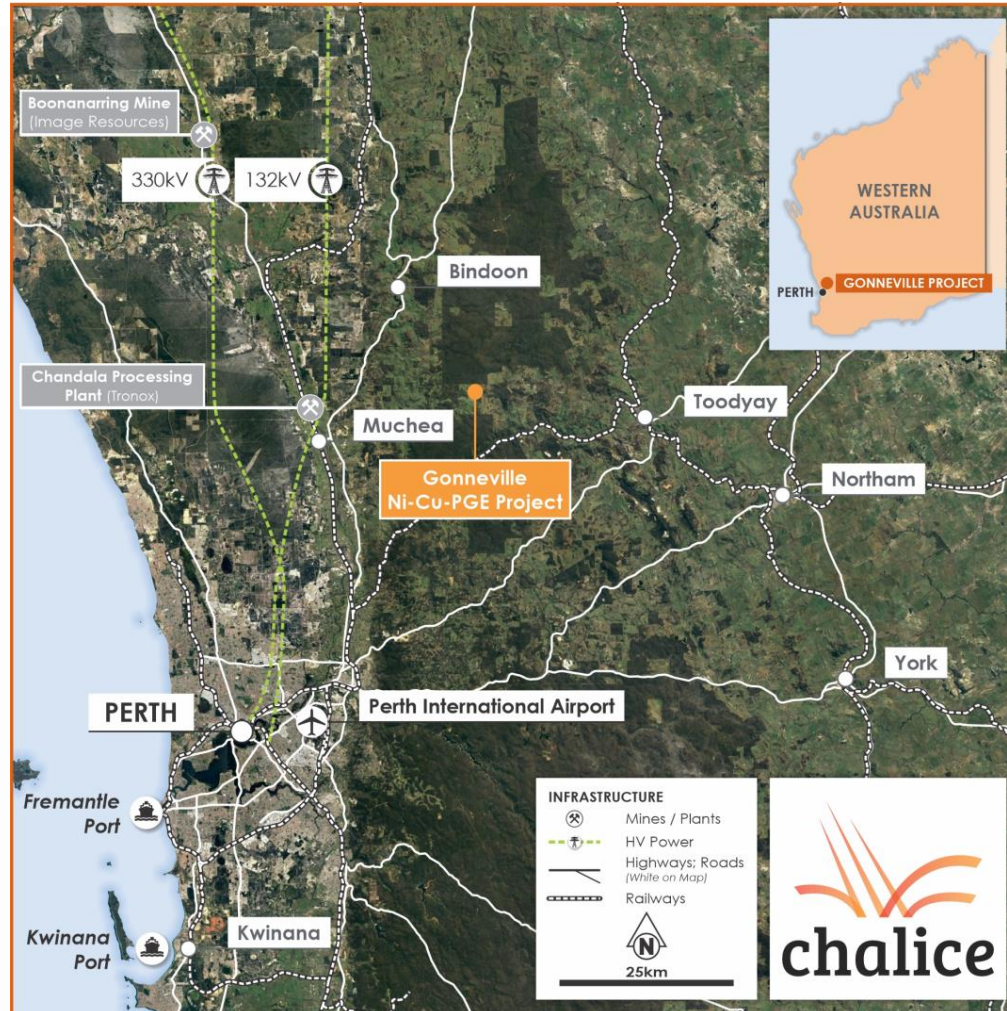
There is a strong case for a future effective western or green premium on products (through either longer-term offtake, higher realised pricing or lower treatment/refining charges) relative to other sources

Note: Early-stage discussions with potential customers and indicative terms provided have formed the basis of the offtake assumptions for the concentrate. The indicative payability terms quoted by parties were uniformly high and given the low deleterious elements within the concentrate specification, no penalties are envisaged. No western or green premium has been assumed in the Study, however given the Project's location and forecast sustainability metrics, Chalice believes there to be reasonable grounds to consider there to be the potential for effective price premiums from offtakers in the future.

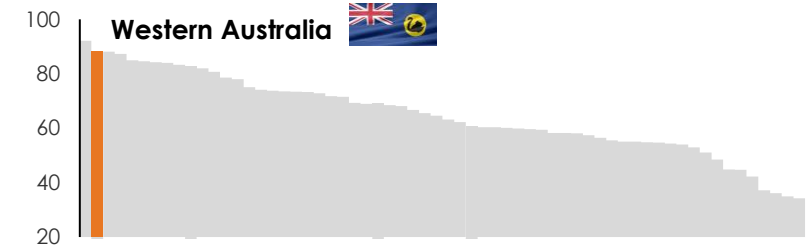
The proximity to Perth allows direct access to **major highways, rail, power and port infrastructure** and a highly skilled local workforce



- Western Australia consistently ranked as the premier mining jurisdiction in the world
- The proximity to Perth provides access to a **large, highly skilled local workforce** with the potential to operate a **local and drive-in-drive-out** workforce, attract top tier talent and achieve a highly competitive cost profile
- Proximal to **excellent infrastructure** – sealed roads / highway, rail, deep water port, high-voltage power and telecommunications



Ranking of jurisdiction attractiveness for mining investment (Fraser Institute, 2022)



Recent commentary

WA Mines and Petroleum Minister
Hon Bill Johnston – 24 April 2023

*“Creating and supporting jobs is one of the Government’s top priorities, so it’s great to see there is now **more employment in the resources sector than ever before.** Investment in the sector and project construction will continue to deliver benefits to **local communities** and underpin economic growth in regional WA for years to come.”*

Federal Minister for Resources and Northern Australia
Hon Madeleine King – 6 March 2023

*“[Australia’s] Platinum group element resources – used in hybrid cars– increased 131 per cent with the release of Chalice Mining’s maiden resource for the Julimar project in Western Australia, **the most significant palladium-platinum discovery of the last 20 years anywhere in the world.**”*

The Project will **benefit from existing infrastructure**, and new potential **common use water / power infrastructure** is being investigated



Electricity



- ~132kV connection to South West Interconnected System grid (Western Power) – ~25km from Project
- Project to benefit from gradual decarbonisation of SWIS electricity grid
- Power supply options to be co-designed with Western Power during the next study phase



Process Water



- Several potential saline water sources within ~70km identified
- No degradation in process performance in preliminary testwork from use of saline water
- Seawater or treated wastewater supply options to be co-designed with Water Corporation
- Potential for common use and significant regional benefits



Logistics



- ~110km to Port of Fremantle, by road or rail (both under consideration)
- Minor upgrades only of local roads envisaged
- Products containerised and shipped to customers in Asia – potential for local customers in future



Workforce



- Construction workforce of ~1,200 FTE, assumed to be largely drive-in, drive-out (DIDO)
- Majority of operations workforce of ~500 FTE to be based locally – no permanent camp/village
- No fly-in, fly-out (FIFO) requirements, a significant advantage relative to other operations

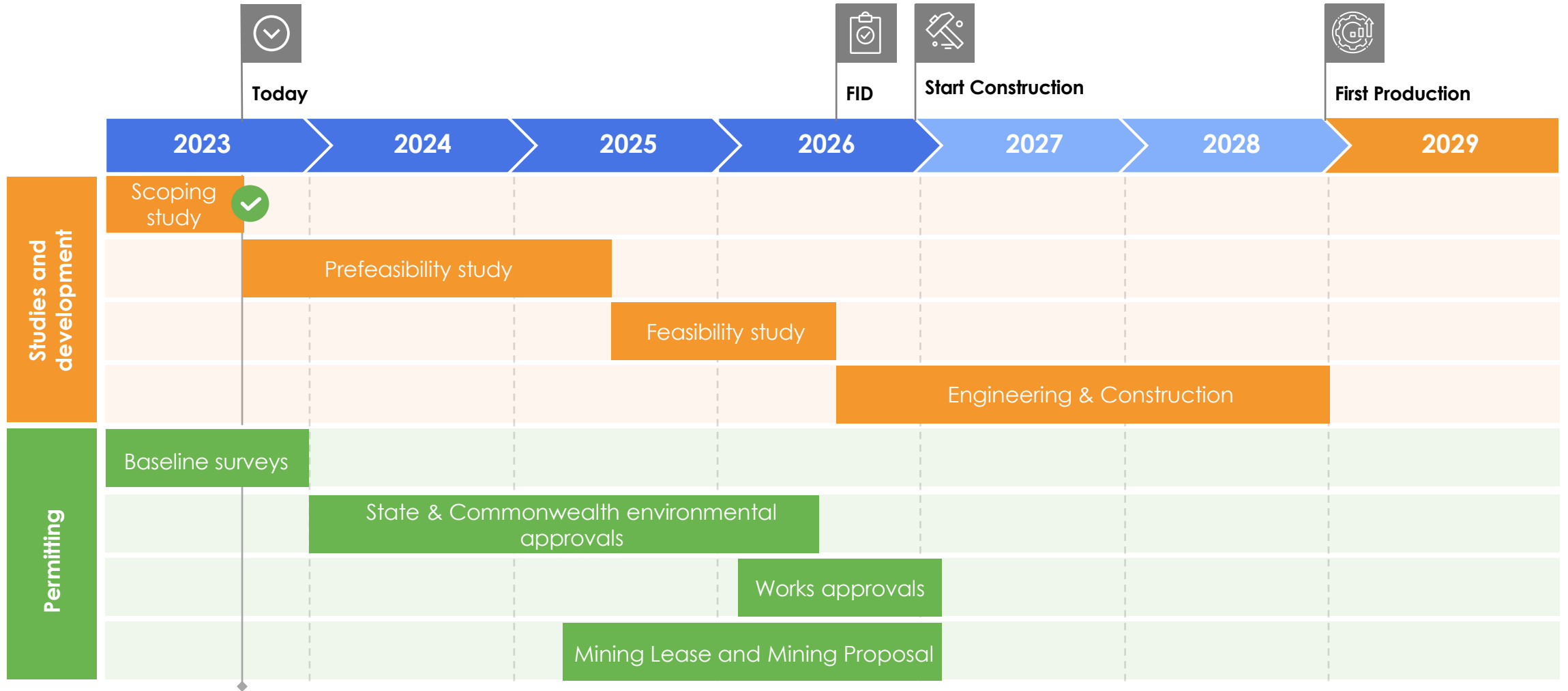


Non-Process Infrastructure



- Downstream valley-fill tailings storage, with potential for dry-stacking to be investigated
- Design to be compliant with Global Industry Standard on Tailings Management (GISTM)
- Standard facilities with large amount of services to be utilised in region or from Perth








Targeted project development schedule outlines a Final Investment Decision in 2026 and **first production in 2029**



The Gonneville Mine proposal will require State and Commonwealth assessment, with **opportunities for community and stakeholder input**



Environmental factors and studies

 Flora and vegetation	Baseline surveys including targeted surveys for threatened and priority flora species and ecological communities - commenced in 2020
 Terrestrial fauna	Baseline surveys of fauna habitat and species, including targeted surveys for threatened and priority species such as Black Cockatoo and Chuditch - commenced in 2020
 Terrestrial environmental quality	Characterisation and assessment of potential impacts to the quality of soil in the development area
 Inland waters	Surface and groundwater monitoring to understand the hydrological regime in the development area. Surface and groundwater monitoring sites established, monitoring commenced in 2022
 Air quality	Monitoring of ambient air quality and assessment of potential impact of emissions on air quality
 Greenhouse gases	Assessment of emissions from mining operations along with abatement and offset opportunities to reach net zero by 2050
 Social surroundings	Includes amenity (e.g. visual and noise), heritage and recreation.

Permitting process



1. EPA: WA Environmental Protection Authority
 2. DCCEEW: Department of Climate Change, Energy, the Environment, and Water

The ~40Mtpa Boddington open-pit mine is located in a **similar topography** and is within a **comparable distance from Perth**



A large operating mine in an environmentally sensitive area

The Boddington Gold Mine is a large scale open-pit gold and copper mine operated by Newmont (NYSE: NEM)

16km from Boddington town, adjoining and within the Dwellingup State Forest

1983-2001: Operated as a bauxite mine

2001: The bauxite mine closed. Permission granted to permit open-pit gold mining

NewmontTM



Successful expansion approvals and environmental mgmt

1985 – 2012: A series of amendments were approved by the Environmental Protection Authority (EPA) to expand the existing operations to ~40Mtpa processing throughput rate

2012: ~618ha of vegetation clearing was approved in Dwellingup State Forest for pit expansion, waste rock dump expansion, supporting stockpiles and infrastructure

As part of the vegetation clearing approval, an **offset package** was developed to ensure no net loss of environmental value of the state forest (**an example for Gonnevill**)

The carbon forestry carbon offset project launched in 2009 is expected to capture about **300,000 tones of carbon over a 30-50 year period**



Significant social and economic contributions

Estimated that Boddington supported **~5,311** jobs in 2019

Includes **~1,221** people directly employed by the mine





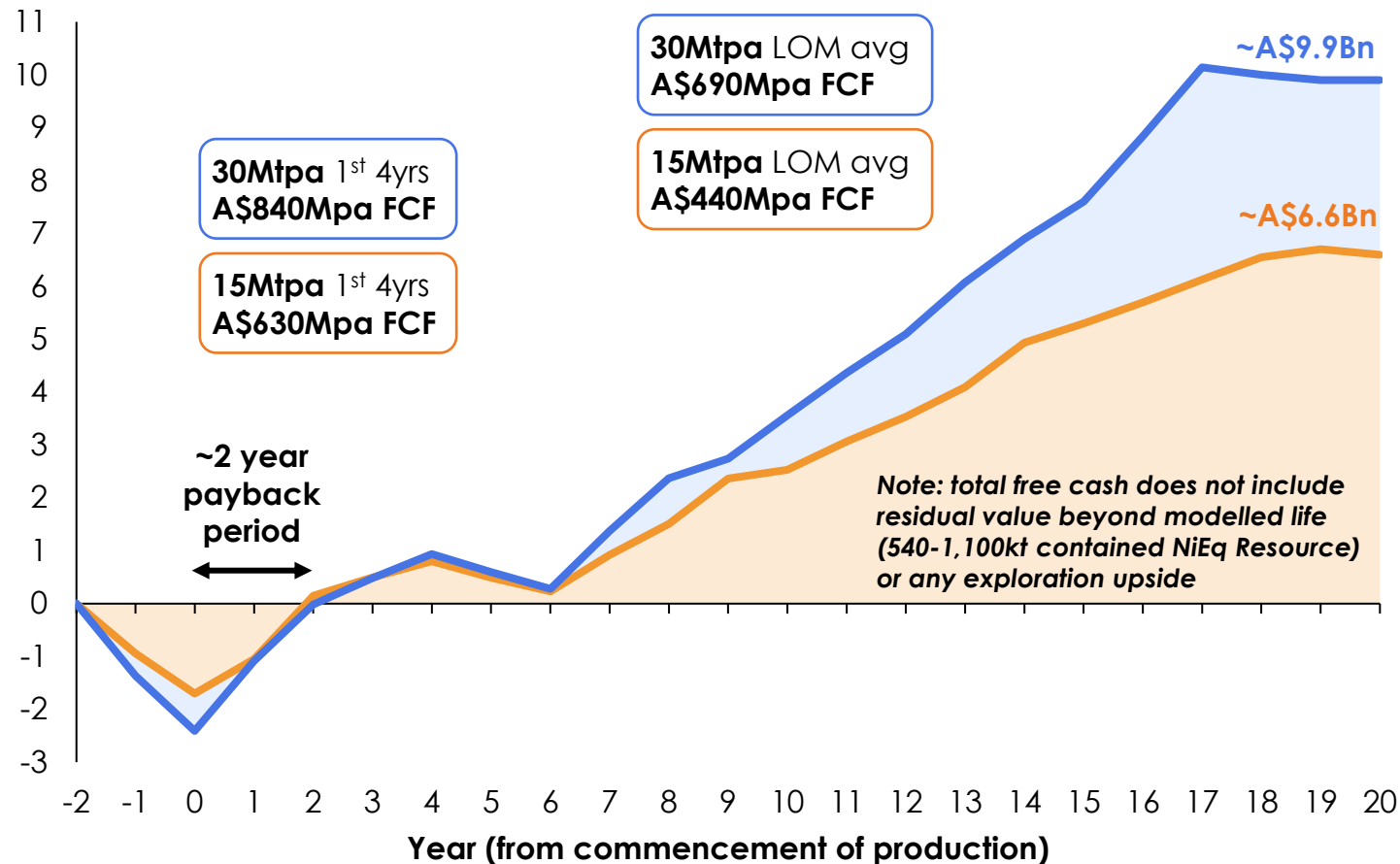
**5. Compelling returns on investment
and a competitive cost profile**

The scale, quality and location of the Resource underlie the study's robust financial metrics, generating **~A\$6.6-9.9 billion in free cash**



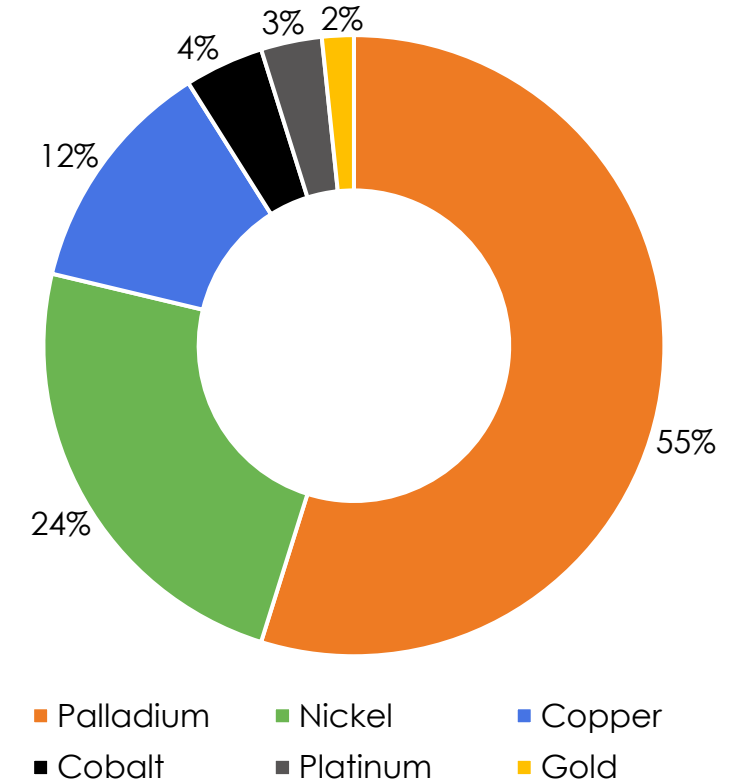
Total Free Cash and Cashflow

A\$Bn, real terms, post-tax



Gross Revenue split by commodity

% LOM Gross Revenue



Note: Assumes the following AME forecast long term real commodity prices as at 10 May 2023: Palladium US\$2,070/oz, Platinum US\$1,035/oz, Copper US\$11,150/t, Nickel US\$25,091/t, Cobalt US\$46,399/t, Gold US\$1,899/oz.

Highly competitive cost profile with LOM avg cash costs of **US\$160-230/oz 3E** after base metal by-product credits and **short ~2yr payback**



	15Mtpa Case	30Mtpa Case
Pre-production CapEx estimate	A\$M	
Sulphide Flotation Plant	450	750
Mining	40	40
Non-Process Infrastructure	370	410
Subtotal	860	1,200
Leach Plant	150	200
Hydrometallurgical Plant	190	280
Direct Total	1,200	1,680
Construction indirect costs	200	310
Contingency	180	290
Total FID to Production CapEx	1,600	2,300

		15Mtpa Case	30Mtpa Case
OpEx estimate	LOM avg		
Open pit mining	A\$/t mined	4.3	3.8
Processing	A\$/t proc	27.8	27.5
G&A	A\$/t proc	1.6	1.2
Mine site cash costs	A\$/t proc	41.4	39.3
Transport & Selling	A\$/t proc	0.8	0.7
Royalties	A\$/t proc	2.7	2.4
Total OpEx & Royalties¹	A\$/t proc	44.9	42.4

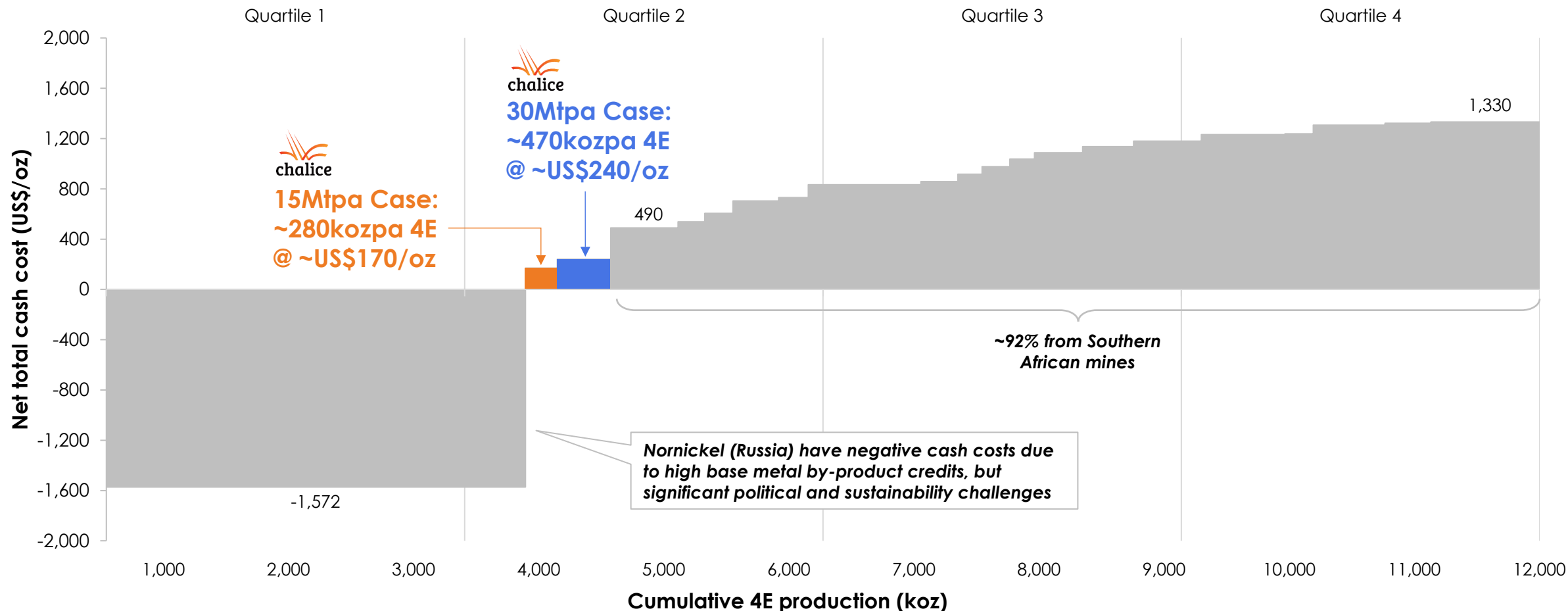
	15Mtpa Case	30Mtpa Case
Modelled costs	LOM avg US\$/oz 3E	
Mine site cash costs	1,300	1,400
Transport & Selling costs	63	61
By-product credits (Ni, Cu, Co)	(1,200)	(1,300)
Total Cash Costs	160	230
All-in Sustaining Costs (AISC)	370	460

Note: Assumes the following AME forecast long term real commodity prices for by-products calculation as at 10 May 2023: Palladium US\$2,070/oz, Platinum US\$1,035/oz, Copper US\$11,150/t, Nickel US\$25,091/t, Cobalt US\$46,399/t, Gold US\$1,899/oz. LOM average costs taken as the weighted average over the modelled life. 1 Excludes treatment and refining costs

Both Gonneville cases are modelled in the 2nd quartile of the PGE industry cost curve (after base metal by-product credits)



PGE Industry Cost Curve – Net total cash costs per 4E oz (after by-product credits), CY2022, US\$/oz²



Source: 2022 SFA (Oxford) Ltd collated costs and revenues used for 4E cost curve data. Note: 1. 4E cost curve positioning assumes average 2022 by-product commodity prices of: Copper US\$10,105/t, Nickel US\$25,000/t, Iridium US\$4,400/oz, Ruthenium US\$50/oz, Chrome 42% CIF US\$300/t. AME forecast Cobalt price of US\$46,407/t has been assumed given not disclosed in SFA data. Above cash costs will differ to that presented elsewhere given the difference in commodity prices assumed for by-products calculation.

Gonneville's modelled **cash flows are robust** under a range of macroeconomic scenarios



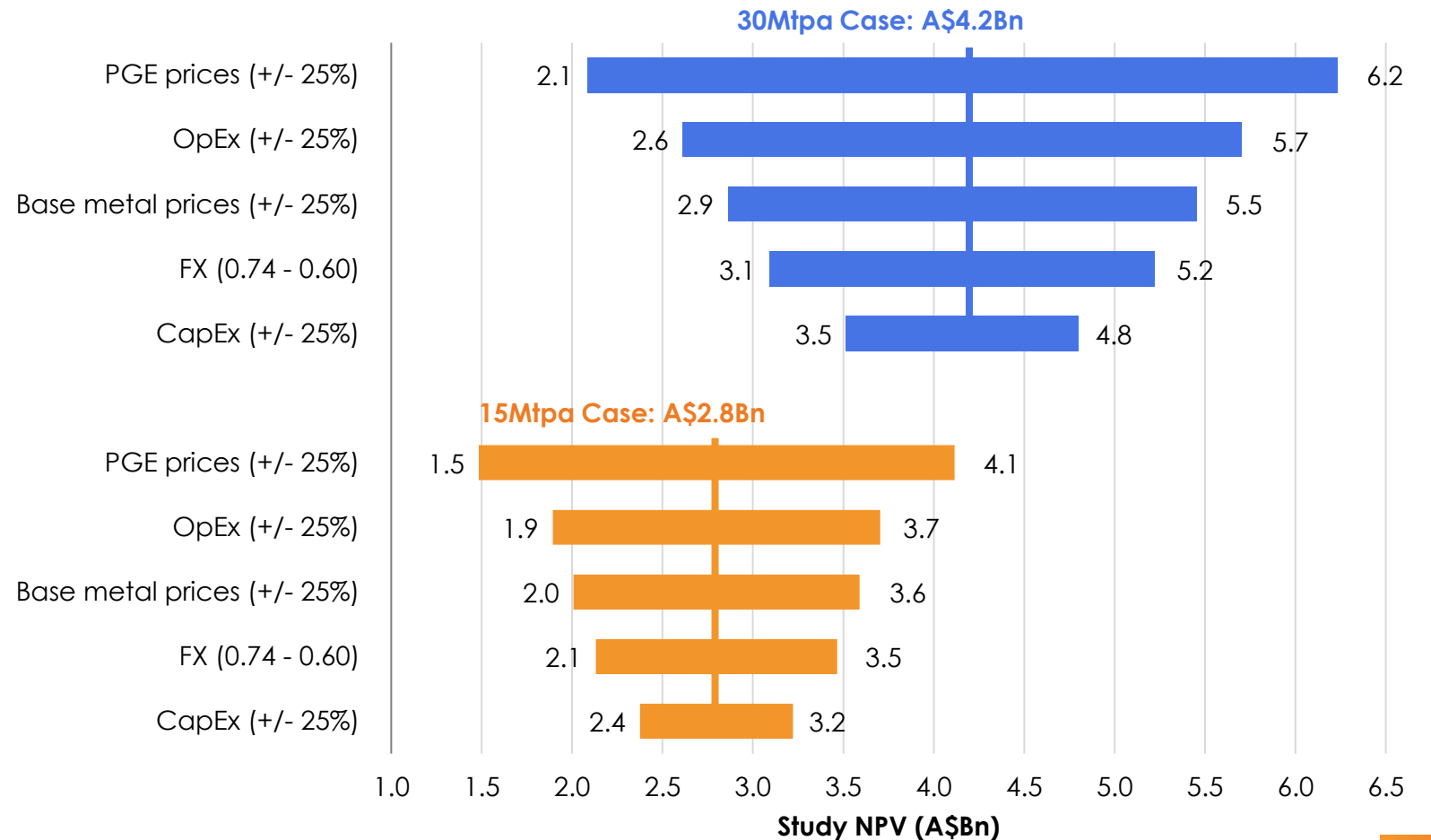
Commodity Price Assumptions (AME forecast, avg LOM)

Nickel	US\$/t	24,000
Copper	US\$/t	11,000
Cobalt	US\$/t	46,000
Palladium	US\$/oz	2,000
Platinum	US\$/oz	1,000
Gold	US\$/oz	1,900

Financial Assumptions

Exchange rate	A\$/US\$	0.67
WACC	%	6.5

Study NPV Sensitivity Analysis (A\$Bn, post-tax, 6.5% WACC)



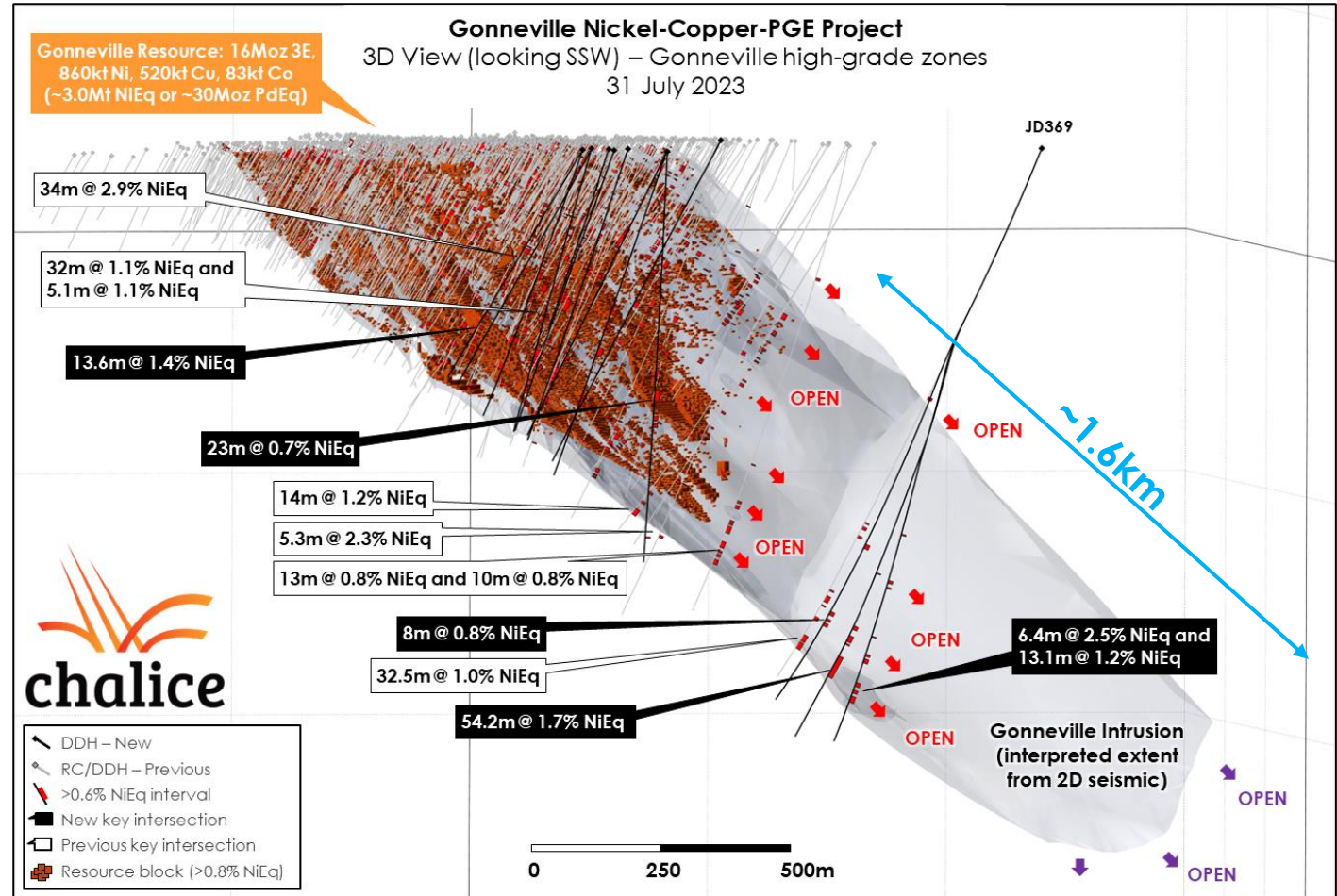


6. Strong upside and inherent development optionality

The Resource remains open down-dip, with ongoing drilling demonstrating potential for **material growth of the deposit**

- Residual Resource unmined beyond Study modelled life of 90-200Mt for **540-1,100kt contained NiEq** (at >0.40% NiEq cut-off grade)
- The **500-600m thick** Gonneville Intrusion is interpreted to extend a further **~1.6km down-dip** to the WNW beyond the Resource
- Recent step-out drilling has hit new high-grade Cu-PGE zones at depth:
 - 34m @ 7.0g/t 3E, 0.16% Ni, 0.63% Cu, 0.02% Co (2.9% NiEq)** from 432m
 - 54.2m @ 3.6g/t 3E, 0.21% Ni, 0.39% Cu, 0.02% Co (1.7% NiEq)** from 1132.8m
 - 6.4m @ 3.6g/t 3E, 0.36% Ni, 1.2% Cu, 0.02% Co (2.5% NiEq)** from 1188.6m.
- Significant high-grade underground potential** emerging, well beyond the Resource
- Early underground mining options** targeting high-grade zones from ~400m to 1,100m+, in parallel with open-pit mining being investigated – **provides a material opportunity to improve project economics**

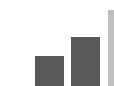
3D view (looking SSW) of Gonneville Intrusion, >0.8% NiEq Resource blocks and drilling



In addition, there are **inherent options and upside** that need further evaluation in mining, processing and commercial areas



Assessed upside potential



Mining

- Early high-grade underground mining in parallel to open-pit phase and **block/sub-level caving** options
- Selectivity, equipment sizing, cut-off grade, dilution, pit phasing, stockpiling and blending **mining optimisations**
- **Ore-sorting** (as yet unmodelled)
- **Real-time mining/cut-off strategies** to adapt to prevailing macro environment
- **Automation and electrification** of mining and haulage



Processing

- **Geo-met domaining** of the deposit
- Grind size, staged grinding, Leaching and flotation **processing / recovery optimisations**
- **Bulk flotation vs sequential flotation** trade-off studies
- **Further downstream processing** as resource base grows and operation matures
- **Phasing of flowsheet** configuration (concentrates to midstream to downstream) to de-risk execution and ramp-up
- **New processing and tailings storage technologies**
- **Advanced analytics and machine learning / artificial intelligence** in process optimisation



Commercial

- **Higher long term prices** due to scarcity, lack of new discoveries or geo-political events
- **Strategic partnering** to bring technical and financial capabilities
- Potential for **green/western premiums** on products
- Recovery and payability of **additional metals** (i.e. Rh, Ir, Os, Ag, Te)
- **Government grants, debt, tax incentives** or targeted project support (including infrastructure, permitting etc)
- **Strategic power purchase agreement** or improvements in SWIS grid
- **Local offtake to potential new downstream processing hub**

A group of construction workers in high-visibility vests and jackets standing outdoors in a field. In the foreground, a man in a dark jacket and sunglasses is holding a clipboard. The background shows a line of trees and a clear sky.

Forward Plan and Highlights

Regional exploration drilling and the ongoing strategic partnering process represent **key upcoming catalysts**



Chalice's multi-track value creation strategy at the **Gonneville Project** is to advance development studies and progress regulatory approvals for a potential mine at Gonneville (located entirely on Chalice-owned farmland), **continue exploration in the surrounding region** to determine the full scale of the mineral system, and attract a **strategic partner** who adds technical, financial and marketing capabilities...

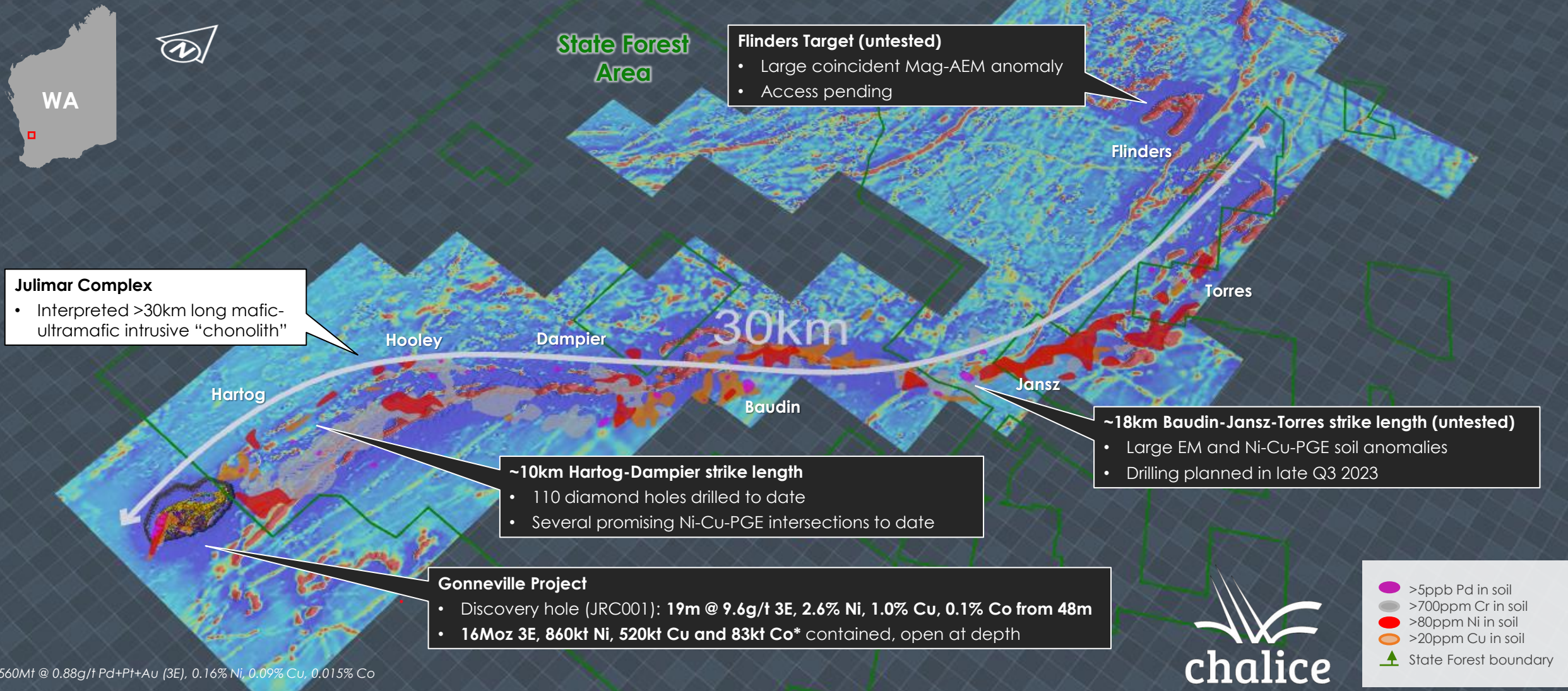


... in addition, province scale exploration is ramping up across the new West Yilgarn Ni-Cu-PGE Province

The Gonneville Resource occupies just ~2km of the >30km long **Julimar Complex** – its development could be a province opening play



3D view (looking NW) of the Julimar Complex, Gonneville Deposit, regional targets, soil geochemistry over magnetics

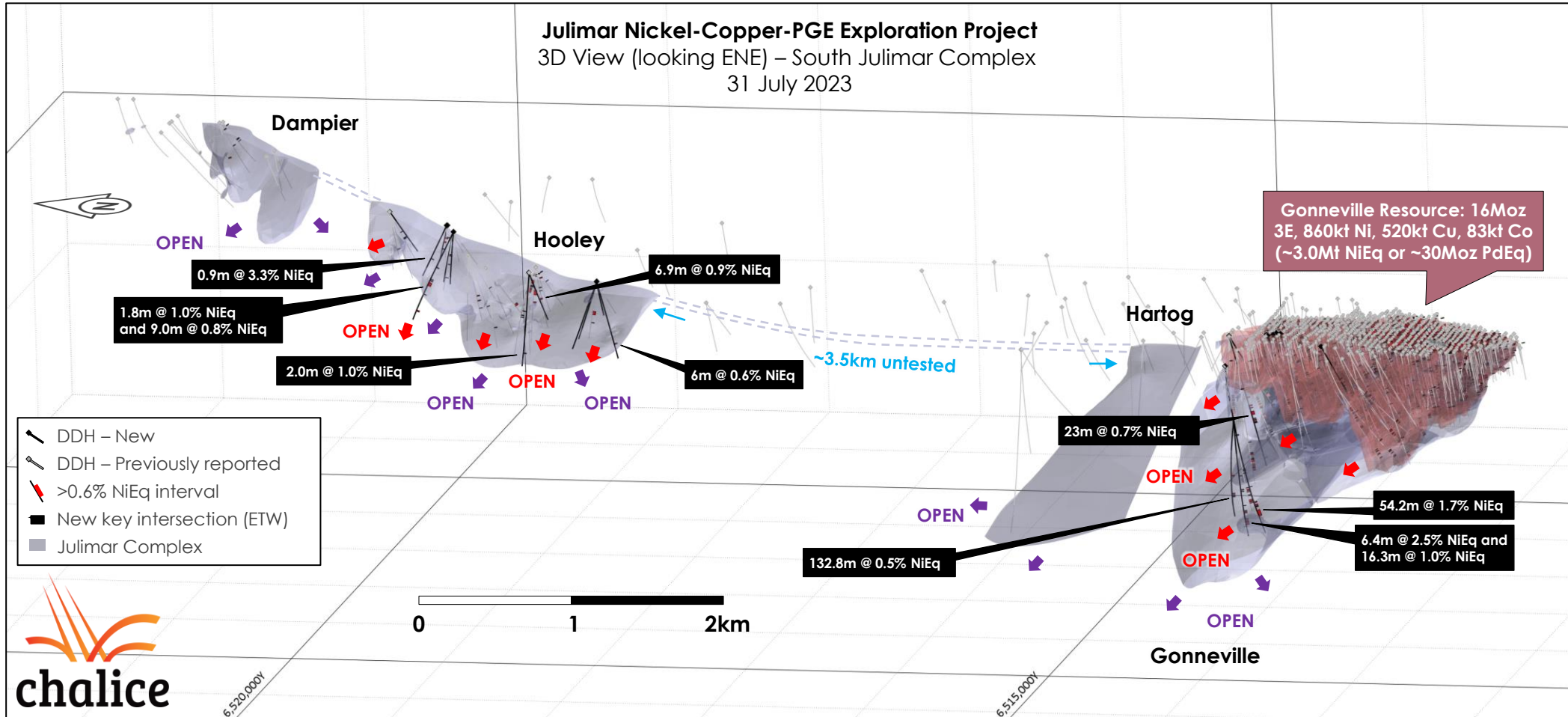


*560Mt @ 0.88g/t Pd+Pt+Au (3E), 0.16% Ni, 0.09% Cu, 0.015% Co

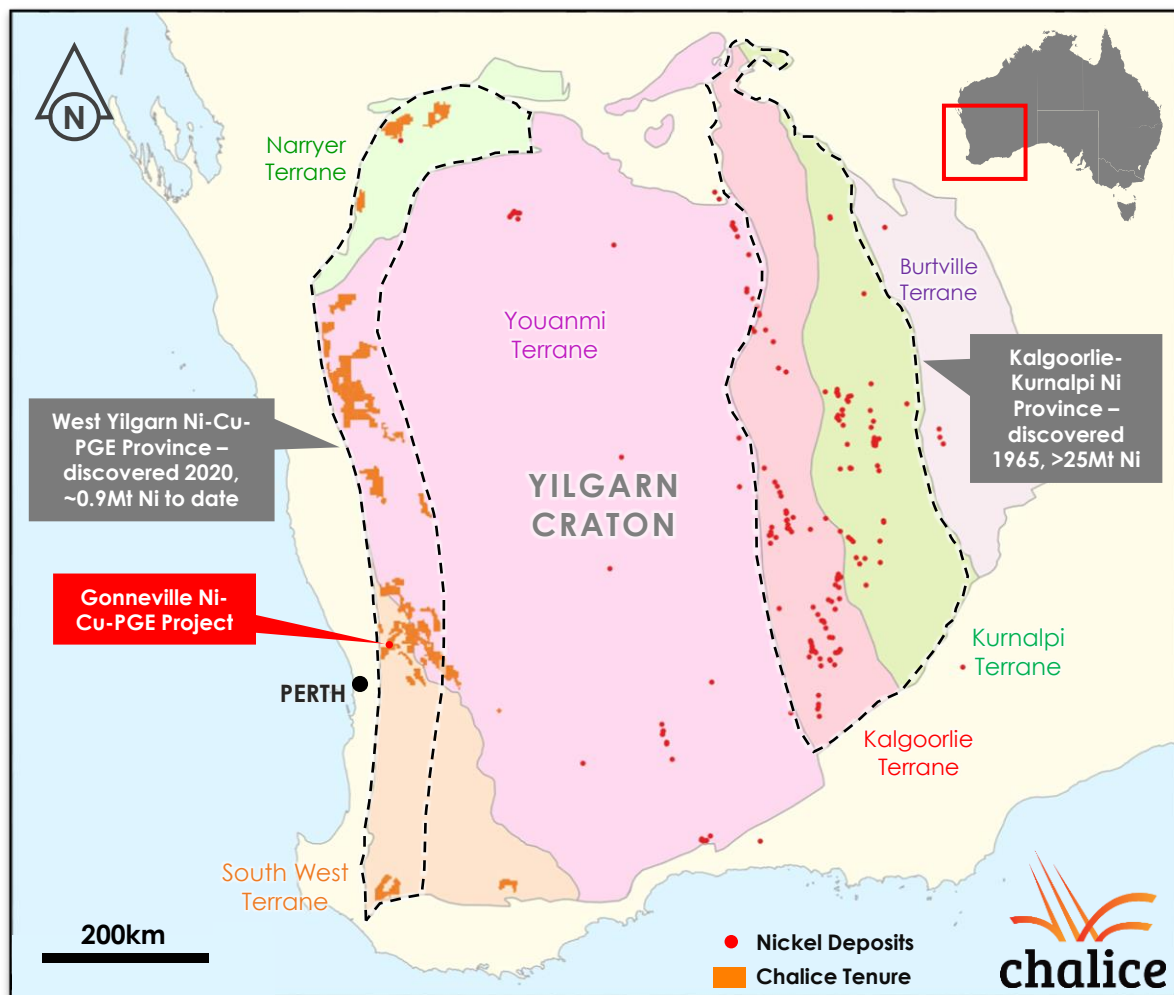
Recent deeper drilling at Hooley (~5km from Gonneville) indicates a **thickening of the Complex at depth** – drilling to restart in late Q3 2023



South Julimar Complex 3D View (looking ENE) – drill holes and Julimar Complex intrusive geology



The Gonneville discovery has kick-started the new West Yilgarn Ni-Cu-PGE Province, which could **deliver more major mineral discoveries**



- The **'giant' ortho-magmatic nickel-copper-PGE sulphide** deposits such as Norilsk, Jinchuan, Thompson and Voisey's Bay are located proximal to the margin of cratons
- In WA, the eastern Yilgarn craton hosts several world-class nickel sulphide deposits with over **25Mt of Ni** discovered since 1965
- ~1,200km long western margin of the Yilgarn presents a **similar geological setting, but is almost entirely unexplored**
- Chalice made the first major ortho-magmatic Ni-Cu-PGE discovery in the region (Gonneville), subsequently staking **>8,000km²**
- Option and earn-in recently executed over **additional ~1,600km²** holding east of the Gonneville Project (Northam JV)
- Chalice has **'first mover' advantage** in this exciting new nickel sulphide province – strong potential to deliver **more major critical mineral discoveries**
- **>10 new targets being drilled in FY24** subject to cropping access and timing of approvals
- **The prize is significant** – more shallow G1 style massive sulphides with grades **c. 3.2% Ni, 1.2% Cu, 10g/t PGE**



Chalice owns 100%
of a new long-life,
low-cost, low-
carbon *green metals*
project in WA



Chalice's team has
a track record of
discovery and value
creation



There is significant
exploration upside
across the exciting
new West Yilgarn Ni-
Cu-PGE Province

Appendix



Company Overview

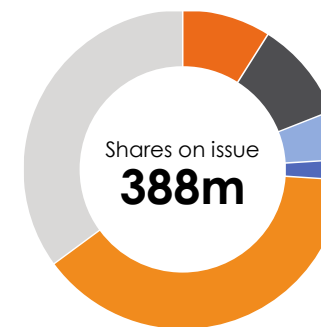
Our Achievements

- **Exceptional returns to shareholders** since the Gonneville discovery in March 2020
- World class Gonneville Ni-Cu-PGE discovery recognised with PDAC **Thayer Lindsley Award** (2023) and AMEC **Prospector of the Year Award** (2022)
- Chalice recognised as RIU **Craig Oliver Award** (2021) MNN **Explorer of the Year** (2021) and D&D **Emerging Company of the Year** (2021)

Corporate snapshot – ASX:CHN

Market Capitalisation¹
~A\$2Bn

Cash balance²
~A\$145m



Top Shareholders³

Tim Goyder (Founder)	9%
Goldman Sachs	11%
BlackRock	5%
Directors & Mgmt.	2%
Other Institutions	37%
Retail & HNWI	36%

Research coverage



MACQUARIE



BELL POTTER

J.P.Morgan



morgans

Barrenjoey^o



Jefferies



UBS

Board of Directors

Derek La Ferla	Non-Executive Chair
Alex Dorsch	Managing Director & Chief Executive Officer
Morgan Ball	Non-Executive Director
Garret Dixon	Non-Executive Director
Stephen McIntosh	Non-Executive Director
Linda Kenyon	Non-Executive Director
Jo Gaines	Non-Executive Director

Management

Alex Dorsch	Managing Director & Chief Executive Officer
Richard Hacker	General Manager – Strategy & Commercial
Dr Kevin Frost	General Manager – Discovery & Growth
Bruce Kendall	General Manager – Exploration
Dr Soolim Carney	General Manager – Environment & Community
Mike Nelson	General Manager – Project Development
Chris MacKinnon	Chief Financial Officer

1. As of 29 August 2023; 2. As of 30 June 2023; 3. As of 31 July 2023. Substantial shareholder information is as disclosed in the last substantial shareholder notice provided to the Company.
Note: Arctis Global disclosed a long equity derivative position of 46,728,282 shares on 10 Nov 2022.

Chalice is actively growing its organisational capability



Board of Directors



Derek La Ferla, Non-Exec Chair

- Highly regarded ASX200 chair and company director with 30+ years experience as a corporate lawyer
- Chair of Poseidon Nickel and formerly Chair of Sandfire Resources



Alex Dorsch, Managing Director and Chief Executive Officer

- Diverse experience in consulting, engineering and corporate advisory in the energy and resources sectors
- Previously a Specialist consultant with McKinsey & Company



Morgan Ball, Non-Exec Director

- Chartered Accountant with 25+ years experience in the resources, logistics and finance industries
- CFO of Genesis Minerals and Formerly CFO of Northern Star Resources and Saracen Mineral Holdings



Garret Dixon, Non-Exec Director

- 30+ years experience in resources and mining contracting sectors
- Formerly Executive VP Alcoa & President Bauxite



Stephen McIntosh, Non-Exec Director

- Highly regarded mining executive with 30+ years experience in exploration, major project studies and execution
- Formerly Group Executive and Head of Exploration & Development Projects at Rio Tinto



Linda Kenyon, Non-Exec Director

- Corporate lawyer and senior executive with 30+ years experience
- Formerly Company Secretary and member of Executive Leadership Team at Wesfarmers



Jo Gaines, Non-Exec Director

- Extensive experience in intergovernmental negotiations and stakeholder engagement
- Chair of the Government Employees Superannuation Board (GESB) and a Director of Development WA and Technology Metals Australia Limited

Management



Richard Hacker, GM Strategy and Commercial

- Chartered Accountant with 20+ years experience in resource company financing, corporate and commercial management
- Previously Company CFO since 2006



Dr Kevin Frost, GM Discovery and Growth

- Co-recipient of PDAC 2023 Thayer Lindsley Award and AMEC's 2022 Prospector of the Year Award for the Gonneville discovery, and previously in 2009 for the discovery of the Spotted Quoll nickel sulphide deposit in WA (Western Areas)



Bruce Kendall, GM Exploration

- Co-recipient of AMEC's Prospector of the Year Award in 2012 for the discovery of the world-class Tropicana gold deposit in WA (AngloGold Ashanti)



Dr Soolim Carney, GM Environment and Community

- Environment, health and safety, indigenous affairs, govt relations and community specialist with 20+ years experience
- Former Regional Environment Manager for Alcoa Australia



Mike Nelson, GM Project Development

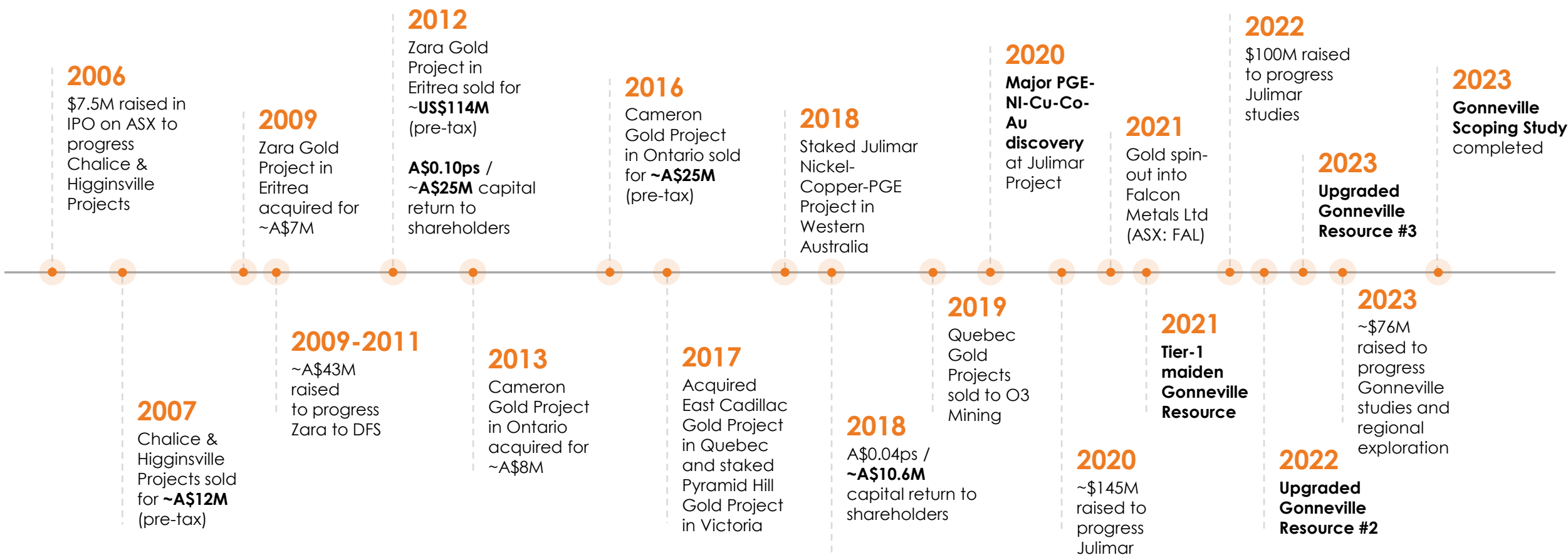
- 30+ years experience in operational and technical leadership roles
- Instrumental in leading several mega-projects for mining internationals including Barrick Gold and Teck Resources



Chris MacKinnon, CFO

- Qualified accountant and lawyer with 15+ years experience of professional and corporate experience in the energy and resources industry

Since our 2006 IPO, we have acquired quality assets, advanced projects quickly and generated exceptional returns



Gonneville Mineral Resource Estimate (JORC Code 2012), 28 March 2023



Domain	Cut-off Grade	Category	Mass							Grade										Contained Metal				
			(Mt)	Pd (g/t)	Pt (g/t)	Au (g/t)	Ni (%)	Cu (%)	Co (%)	NiEq (%)	PdEq (g/t)	Pd (Moz)	Pt (Moz)	Au (Moz)	Ni (kt)	Cu (kt)	Co (kt)	NiEq (kt)	PdEq (Moz)					
Oxide	0.9g/t Pd	Measured	-	-	-	-	-	-	-	-	-	-	-	-	-	-	-	-	-	-				
		Indicated	7.3	1.9	-	0.06	-	-	-	-	2.0	0.45	-	0.01	-	-	-	-	-	0.47				
		Inferred	0.2	1.9	-	0.07	-	-	-	-	2.0	0.01	-	0.00	-	-	-	-	-	0.02				
		Subtotal	7.5	1.9	-	0.06	-	-	-	-	2.0	0.47	-	0.01	-	-	-	-	-	0.49				
Sulphide (Transitional)	0.35% NiEq	Measured	0.38	0.82	0.17	0.03	0.19	0.17	0.020	0.70	2.2	0.01	-	-	0.72	0.63	0.07	2.7	0.03					
		Indicated	14	0.66	0.15	0.03	0.16	0.10	0.018	0.54	1.7	0.30	0.07	0.01	22	14	2.5	77	0.77					
		Inferred	0.27	0.60	0.16	0.03	0.15	0.12	0.015	0.54	1.7	0.01	-	-	0.42	0.32	0.04	1.5	0.01					
		Subtotal	15	0.66	0.15	0.03	0.16	0.10	0.018	0.55	1.7	0.31	0.07	0.01	23	15	2.6	81	0.81					
Sulphide (Fresh)	0.35% NiEq	Measured	2.3	1.1	0.26	0.03	0.24	0.18	0.019	0.87	2.7	0.08	0.02	-	5.4	4.2	0.43	20	0.20					
		Indicated	280	0.67	0.15	0.03	0.16	0.09	0.015	0.53	1.7	6.0	1.3	0.23	440	260	43	1500	15					
		Inferred	200	0.67	0.15	0.03	0.15	0.09	0.015	0.53	1.6	4.4	0.96	0.16	310	180	29	1100	11					
		Subtotal	480	0.67	0.15	0.03	0.16	0.09	0.015	0.53	1.7	10	2.3	0.39	750	440	72	2600	26					
Underground	0.40% NiEq	Measured	-	-	-	-	-	-	-	-	-	-	-	-	-	-	-	-	-					
		Indicated	1.7	0.75	0.21	0.06	0.14	0.08	0.013	0.55	1.7	0.04	0.01	-	2.4	1.4	0.23	9.5	0.10					
		Inferred	52	0.78	0.17	0.03	0.16	0.11	0.015	0.59	1.8	1.3	0.28	0.05	83	56	7.7	310	3.1					
		Subtotal	54	0.78	0.17	0.03	0.16	0.11	0.015	0.59	1.8	1.3	0.29	0.06	86	57	7.9	320	3.2					
All		Measured	2.7	1.1	0.24	0.03	0.23	0.18	0.019	0.85	2.6	0.09	0.02	-	6.2	4.9	0.51	23	0.23					
		Indicated	300	0.70	0.15	0.03	0.16	0.09	0.015	0.54	1.7	6.8	1.4	0.26	460	280	45	1600	16					
		Inferred	250	0.70	0.15	0.03	0.15	0.09	0.015	0.54	1.7	5.7	1.2	0.22	390	230	37	1400	14					
		Total	560	0.70	0.15	0.03	0.16	0.09	0.015	0.54	1.7	13	2.7	0.48	860	520	83	3000	30					

Note some numerical differences may occur due to rounding to 2 significant figures.

PdEq oxide (Palladium Equivalent g/t) = Pd (g/t) + 1.27x Au (g/t)

NiEq sulphide (Nickel Equivalent %) = Ni (%) + 0.32x Pd(g/t) + 0.21x Pt(g/t) + 0.38x Au(g/t) + 0.83x Cu(%) + 3.00x Co(%)

PdEq sulphide (Palladium Equivalent g/t) = Pd (g/t) + 0.67x Pt(g/t) + 1.17 x Au(g/t) + 3.11x Ni(%) + 2.57x Cu(%) + 9.33x Co(%)

Underground resources are outside the pit above a 0.40% NiEq cut off grade based on sub-level caving mining method

Includes drill holes drilled up to and including 11 December 2022.

Higher-grade sulphide component of Gonneville Resource (in pit and underground), 28 March 2023



Domain	Cut-off Grade	Category	Mass	Grade							Contained Metal								
				Pd (g/t)	Pt (g/t)	Au (g/t)	Ni (%)	Cu (%)	Co (%)	NiEq (%)	PdEq (g/t)	Pd (Moz)	Pt (Moz)	Au (Moz)	Ni (kt)	Cu (kt)	Co (kt)	NiEq (kt)	PdEq (Moz)
High-grade Sulphide (Transitional)	0.6% NiEq	Measured	0.17	1.2	0.24	0.05	0.24	0.25	0.023	0.97	3.0	0.01	-	-	0.41	0.43	0.04	1.7	0.02
		Indicated	3.4	1.1	0.21	0.04	0.20	0.16	0.020	0.79	2.5	0.12	0.02	-	6.6	5.3	0.69	27	0.27
		Inferred	0.07	0.84	0.18	0.03	0.22	0.26	0.019	0.81	2.5	-	-	-	0.16	0.18	0.01	0.57	0.01
		Subtotal	3.6	1.1	0.21	0.04	0.20	0.16	0.021	0.80	2.5	0.12	0.02	-	7.2	5.9	0.74	29	0.29
High-grade Sulphide (Fresh)	0.6% NiEq	Measured	0.88	2.2	0.47	0.05	0.39	0.35	0.027	1.6	4.9	0.06	0.01	-	3.4	3.1	0.24	14	0.14
		Indicated	58	1.2	0.26	0.06	0.20	0.18	0.018	0.87	2.7	2.3	0.48	0.11	120	100	10	500	5.1
		Inferred	40	1.3	0.26	0.06	0.19	0.18	0.017	0.87	2.7	1.6	0.33	0.08	75	73	6.6	340	3.5
		Subtotal	98	1.2	0.26	0.06	0.20	0.18	0.017	0.88	2.7	3.9	0.82	0.19	200	180	17	860	8.7
Underground	>0.6% NiEq	Measured	-	-	-	-	-	-	-	-	-	-	-	-	-	-	-	-	-
		Indicated	0.4	1.2	0.36	0.12	0.14	0.11	0.014	0.78	2.5	0.02	-	-	0.61	0.46	0.06	3.3	0.03
		Inferred	13	1.4	0.27	0.06	0.20	0.20	0.017	0.93	2.9	0.58	0.12	0.03	26	26	2.2	120	1.2
		Subtotal	14	1.4	0.28	0.06	0.20	0.19	0.017	0.93	2.9	0.60	0.12	0.03	27	26	2.3	130	1.3
All		Measured	1.1	2.0	0.43	0.05	0.37	0.33	0.026	1.5	4.6	0.07	0.01	-	3.8	3.5	0.28	15	0.15
		Indicated	62	1.2	0.25	0.06	0.20	0.18	0.018	0.87	2.7	2.4	0.50	0.11	130	110	11	530	5.4
		Inferred	53	1.3	0.26	0.06	0.19	0.19	0.017	0.89	2.8	2.2	0.45	0.11	100	99	8.8	470	4.7
		Total	120	1.3	0.26	0.06	0.20	0.18	0.017	0.88	2.7	4.7	0.97	0.22	230	210	20	1000	10

Note some numerical differences may occur due to rounding to 2 significant figures.

This higher-grade component is contained within the reported global Mineral Resource.

PdEq oxide (Palladium Equivalent g/t) = Pd (g/t) + 1.27x Au (g/t)

NiEq sulphide (Nickel Equivalent %) = Ni (%) + 0.32x Pd(g/t) + 0.21x Pt(g/t) + 0.38x Au(g/t) + 0.83x Cu(%) + 3.00x Co(%)

PdEq sulphide (Palladium Equivalent g/t) = Pd (g/t) + 0.67x Pt(g/t) + 1.17 x Au(g/t) + 3.11x Ni(%) + 2.57x Cu(%) + 9.33x Co(%)

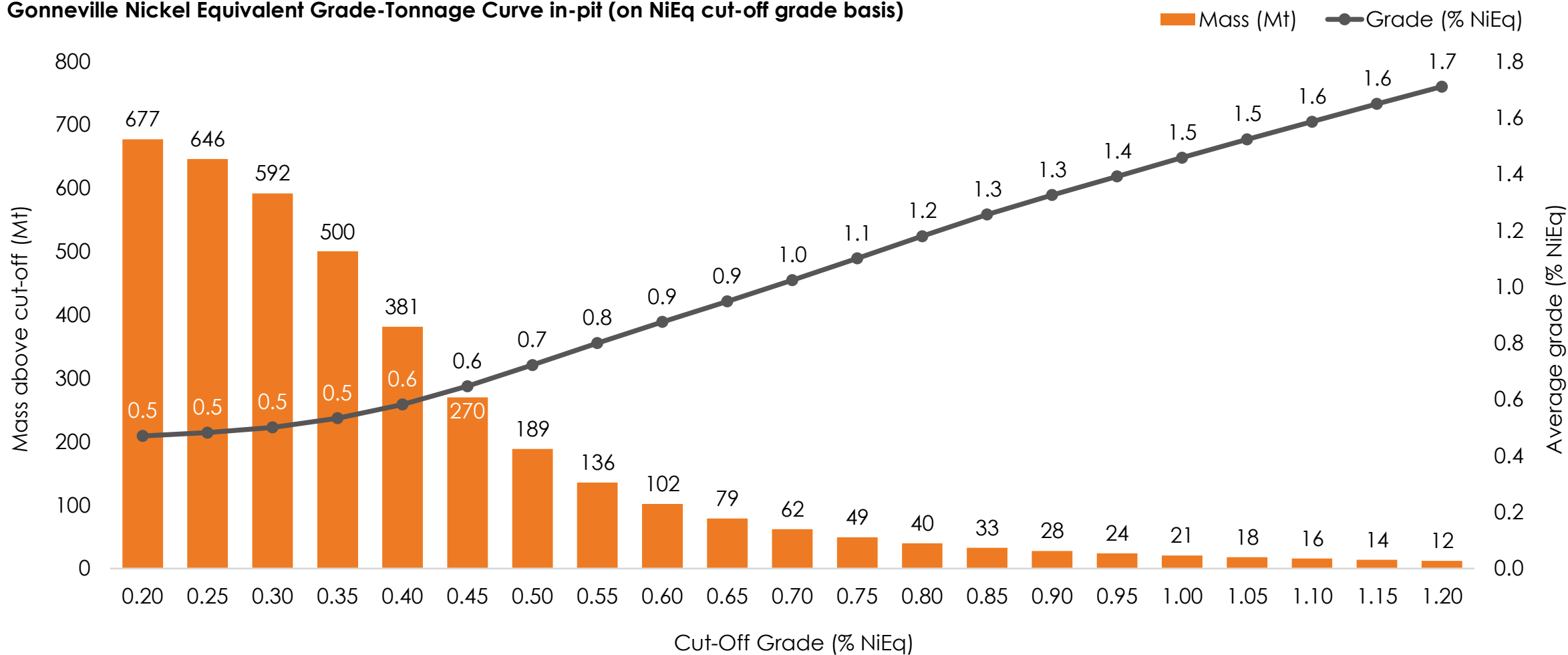
Underground resources are outside the pit above a 0.40% NiEq cut off grade based on sub-level caving mining method

Includes drill holes drilled up to and including 11 December 2022.

Flat grade-tonnage curve highlights the significant higher-grade component – providing the project with **development optionality**



Gonneville Nickel Equivalent Grade-Tonnage Curve in-pit (on NiEq cut-off grade basis)



Metal equivalent assumptions of Gonneville Resource, 28 March 2023



Based on metallurgical testwork completed to date for the sulphide domain, it is the Company's opinion that all the quoted elements included in metal equivalent calculations (palladium, platinum, gold, nickel, copper and cobalt) have a reasonable potential of being recovered and sold.

Only limited samples have been collected from the transitional zone due to its relatively small volume. Therefore, the metallurgical recovery of all metals in this domain are unknown. However, given the relatively small proportion of the transition zone in the Mineral Resource, the impact on the metal equivalent calculation is not considered to be material.

Metal equivalents for the transitional and sulphide domains are calculated according to the formula below:

- $NiEq\% = Ni (\%) + 0.32x Pd(g/t) + 0.21x Pt(g/t) + 0.38x Au(g/t) + 0.83x Cu(\%) + 3.00x Co(\%)$;
- $PdEq(g/t) = Pd (g/t) + 0.67x Pt(g/t) + 1.17x Au(g/t) + 3.11x Ni(\%) + 2.57x Cu(\%) + 9.33x Co(\%)$

Metal recoveries used in the metal equivalent calculations are based on rounded average Resource grades for the sulphide domain (>0.35% NiEq cut-off):

- Pd – 60%, Pt – 60%, Au – 70%, Ni – 45%, Cu – 85%, Co – 45%.

Metal prices used are consistent with those used in the Whittle pit optimisation (based on long term consensus analyst estimates):

- US\$1,800/oz Pd, US\$1,200/oz Pt, US\$1,800/oz Au, US\$24,000/t Ni, US\$10,500/t Cu and US\$72,000/t Co.

Initial metallurgical testwork indicates that only palladium and gold are likely to be recovered in the oxide domain, therefore no NiEq grade has been quoted for the oxide. The PdEq grade for the oxide has been calculated using the formula:

$PdEq\ oxide (g/t) = Pd (g/t) + 1.27 \times Au (g/t)$.

- Metal recoveries based on limited metallurgical test work completed to date:
 - Pd – 75%, Au – 90%.
- Metal prices used are consistent with those used in the pit optimisation:
 - US\$1,800/oz Pd, US\$1,800/oz Au

For additional information on the assumptions used in the calculation of metal equivalents, refer to the ASX announcement titled "Gonneville Resource increases by approx. 50% to 3Mt NiEq", dated 28 March 2023.



Visit our website and sign up to receive our latest news



[chalice-mining](#)



[@ChaliceMining](#)



[www.chalicemining.com](#)

Level 3, 46 Colin Street West Perth WA 6005, Australia

+61 8 9322 3960

info@chalicemining.com

ABN 47 1 16 648 956